Redwood Coast Regional Center

Respecting Choice in the Redwood Community

DATE: July 1, 2020

TO: RCDSC Board of Directors

FROM: Kim Orsi, Executive Assistant K. Orsi

SUBJECT: **Regular Board Meeting – Friday, July 17, 2020 by Zoom Video/Teleconference and AT&T Telephone Conference**
Closed Session: Board Members ONLY Begins at 6:45 p.m.
Regular Session: Beginning at 7:00 p.m.

Enclosed is the Board packet for the regular meeting of the Redwood Coast Developmental Services Corporation's Board of Directors. Due to COVID-19 and current County Public Health orders for physical distancing and indoor groups size restrictions, the meeting will be held by Zoom Video/Teleconference and AT&T Telephone Conference.

The Board meeting is scheduled on **Friday, July 17, 2020.** Board members will log in before 6:45 p.m. for a Closed Session with the regular board meeting beginning at 7:00 p.m. Board members and community members can log in (from their own homes) to this meeting by using a personal computer (PC of Mac), tablet or smartphone that has a camera and/or audio capabilities. You will need internet access to connect by video. If you do not have internet access you can dial in by telephone.

BY Zoom: Copy the following link in your internet browser. You will be prompted to download and run the program. You will then be asked to enter the password (noted). If you do not have internet access you can dial in through Zoom:

https://us02web.zoom.us/j/83497181470 (letter 'j' in the link)

Meeting Password: 947201
Meeting ID : 834 9718 1470
Zoom Dial in Option by Telephone: 1-669-900-6833

BY AT&T Teleconferencing: Using any phone, call in by dialing the following toll free number and access code:

Dial Toll Free: 888-278-0296 (you are not required to dial '1' if using a smart phone).
Access Code: 7928387

Please do not hesitate to contact me with any additional questions: 707-462-3832 x260 or korsi@redwoodcoastrc.org.

Thank you.

cc: RCDSC Packet Mailing List/Facilitators
RCRC Offices and RCRC website: www.redwoodcoastrc.org

OUR VISION

Redwood Coast Regional Center recognizes that a vision statement is a projection of the ideal future. A vision statement provides a picture of things, not as they are, but as they might be. It is the "north star" which guides all journeys and which, like the north star, remains a bright fixture on the horizon of all that is possible.

It is the vision of Redwood Coast Regional Center that all people in our community, including individuals with developmental disabilities, will live, learn, work, travel, and play in the best, most inclusive environments.

We envision strong, healthy individuals and families whose emotional resources are renewed and supported by community and regional center. We envision full access to a complete array of health services throughout life.

We envision a system of services and supports that is determined by the individuals served. We envision a process that is complementary to the individual's own life, and which does not intrude upon the person's chosen lifestyle. We envision people residing in the living arrangement of their choice. We recognize that life is made meaningful by loving, being loved, and having friends and relationships. We acknowledge that life is enhanced by contribution, responsibility and the opportunity to learn new ideas and to engage in new experiences, including educational opportunities, social interactions, and work activities. We envision a system of services and supports which acknowledge the person's age, lifestyle preferences and culture, and which is fluid and ever changing.

We envision all people being empowered to communicate with their own minds and hearts to determine their supports and services.

We also subscribe to a vision which represents the highest commitment to excellence. We envision a commitment to honesty, compassion, trustworthiness, flexibility, responsiveness, accountability, accessibility, creativity and a passion for community service.

We envision a joyful and supportive environment in which trust is the cornerstone of all interactions, humor is appreciated and everyone participates fully in teamwork. We envision one community. We value diversity and honor individuals.

We strive to be accessible, to be knowledgeable, to be accountable, to accomplish tasks in a timely and effective manner, and to offer and receive feedback formally and informally on how we are doing in fulfilling our mission and realizing our vision.

We envision all members of the support community having access to adequate resources, including funding, in order to provide desired services and supports. We envision a collaboration between members of the community which creates a whole of services and supports which is greater than the sum of its component contributors. We acknowledge that shared learning, communication and planning activities will provide the greatest benefit for those individuals we mutually serve, as well as for our respective members. We envision a culture in which all members of the community are respected, supported, honored, and recognized for their diverse contributions and valued services.

We envision educational efforts which focus on teaching relationship rather than care giving; which teach support rather than control; which teach communication rather than regulation. We promote informed exploration and risk taking, with opportunities for feedback. We envision individual and community satisfaction as the standard by which all services are measured.

Adopted March 7, 1998
RCDSC Board of Directors

dl-r

NUESTRA VISIÓN

El Redwood Coast Regional Center reconoce que una declaración de visión es una proyección del futuro ideal. Una declaración de visión proporciona una imagen de las cosas, no como son, sino como pueden ser. Es la "estrella norte" que guía todos los caminos y que, como la estrella del norte, permanece luminosa en el horizonte de todo lo que es posible.

Es la visión del Redwood Coast Regional Center que toda la gente de nuestra comunidad, inclusive los individuos con discapacidades de desarrollo, vivan, aprendan, trabajen, viajen, y jueguen en el entorno más integrador.

Visualizamos individuos y familias fuertes y saludables cuyos recursos emocionales son renovados y apoyados por la comunidad y el centro regional. Visualizamos acceso pleno a un despliegue completo de servicios de salud de por vida.

Visualizamos un sistema de servicios y apoyos determinado por los individuos a quienes sirven. Visualizamos un proceso que complementa la propia vida del individuo, sin entrometerse en el estilo de vida escogido por la persona. Visualizamos a las personas residiendo en el estilo de vida que escojan. Reconocemos que la vida adquiere significado por amar, ser amado, tener amigos y relaciones. Reconocemos que la vida se enriquece cuando hay contribución, responsabilidad, y oportunidad para aprender nuevas ideas y comprometerse con nuevas experiencias, inclusive oportunidades educativas, interacciones sociales, y actividades de trabajo. Visualizamos un sistema de servicios y apoyos que reconozcan la edad de la persona, su preferencia por un estilo de vida y cultura, y que fluye y es cambiante.

Visualizamos que toda la gente tenga poder para comunicarse con sus propias mentes y corazones para determinar sus apoyos y servicios.

También adoptamos una visión que representa el más alto compromiso a la excelencia. Visualizamos un compromiso a la honradez, compasión, confiabilidad, flexibilidad, responder, responsabilidad, accesibilidad, creatividad, y una pasión por dar servicio comunitario.

Visualizamos un entorno alegre y solidario en el que la confianza es la piedra angular de todas las interacciones, donde el humor es apreciado y todos participan plenamente en el trabajo de equipo. Visualizamos una comunidad. Valoramos la diversidad y honramos a los individuos.

Nos esforzamos por ser accesibles, tener conocimientos, ser confiables, realizar tareas de manera oportuna y eficaz, ofrecer y recibir comentarios formales e informales sobre como estamos realizando nuestra misión y cumpliendo con nuestra visión.

Visualizamos que todos los miembros que apoyan a la comunidad tengan acceso a los recursos adecuados, inclusive financiamiento, para proporcionar los servicios y apoyos deseados. Visualizamos una colaboración entre los miembros de la comunidad para crear un cuerpo de servicios y apoyos que es más grande que la suma de los contribuciones que lo componen. Reconocemos que el compartir aprendizaje, comunicación y actividades planeadas va a proporcionar un mayor beneficio para aquellos individuos que conjuntamente servimos, así como para nuestros respectivos miembros. Visualizamos una cultura en la que todos los miembros de la comunidad son respetados, apoyados, honrados, reconocidos por sus diversas contribuciones y sus valiosos servicios.

Visualizamos los esfuerzos educativos que enfocan sobre una enseñanza de relaciones más que en ofrecer cuidado; que enseñan como dar apoyo más que controlar; que enseñan como comunicarse más que reglamentar. Abogamos por hacer exploraciones informadas y tomar riesgos, con oportunidades para escuchar comentarios. Visualizamos que la satisfacción individual y comunitaria sea el estándar por el que todos los servicios sean medidos.

Adoptada el 7 de marzo de 1998
Mesa Directiva de RCDSC

AGENDA

&

DRAFT MEETING MINUTES

MEETING AGENDA
Redwood Coast Developmental Services Corporation
Board of Directors
By ZOOM Video/Teleconferencing
https://us02web.zoom.us/j/83497181470
Meeting ID: 834 9718 1470
Password: 947201
+1 669 900 6833
AT&T Telephone Conference:
Dial Toll Free: 888-278-0296
Access Code: 7928387
Friday, July 17, 2020 7:00 p.m. to 9:00 p.m.

NOTE: THE CLOSED SESSION BEGINS AT 6:45 P.M. FOLLOWED BY THE OPEN SESSION MEETING AT 7:00 P.M.

AGENDA

Closed Session Call to Order/Roll Call (15 min.)
Client Benefit Fund Committee will discuss Client Grant Awards for approval.

OPEN SESSION:

1. **Call to Order/Roll Call** (2 min.)
2. **Closed Session Update from Client Benefit Fund Committee** (2 min.)
3. **Select Timekeeper/Introductions/Sharing the Vision** (5 min.)
4. **Approval of Agenda** (2 min.)
5. **Board Development Committee- T. Leighton** (5 min.)
   Seating of New Board Member
6. **Approval of Meeting Minutes** (5 min.)
   a. **May 16, 2020 Annual Board Meeting**
   b. **June 1, 2020 Special Emergency Board Meeting**
7. **State Council on Developmental Disabilities Update – L. Larson** (5 min.)
8. **Community Input** (3 min. each)

9. Executive Director's Report - K. Smalley (10 min.)
   a) RCRC Personnel Policy – Discussion and Approval – N. Haydon

10. Administrator's Report – A. Medina/Treasurers Report – S. Valente (10 min.)
   a) Approval of RCRC Eureka Office Lease

11. Committee Reports –Standing Committees (5 min.)
   Budget Committee
   Client Advisory
   Committee Roster for 2020-2021 – Committee Volunteers

12. Committees: (5 min.)
   Vendor Advisory Committee
   Selection Committee

13. ARCA Report – K. Smalley (10 min.)
   a) ARCA Board Delegate – S. Perez

14. New Business – T. Leighton (10 min.)
   a) 2020-2021 Board Meeting Schedule – Discuss and approve

15. County by County Liaison Reports (5 min.)
   - ❖ Lake
   - ❖ Mendocino

16. Community Input (3 min. each)

17. Close the Meeting

July 17, 2020
Board Meeting

Redwood Coast Developmental Services Corporation

Closed Session Call to Order/Roll Call

- Closed Session is when the Board meeting is closed to the public to discuss private issues that include clients.
- The Client Benefit Fund Committee will discuss client Grant Requests received and recommend awards for approval.
  - *Ask for questions*
  - *Ask for comments*
  - *Ask for a motion and second*
  - *Vote on the item*

Item 1
Call to Order/Roll Call

- The Board President will begin the meeting by calling the meeting to order and will request Roll Call to assure there is a Quorum present. (A quorum is a majority of the currently appointed directors).
- When your name is called:
  Reply "here" and say the County from where you are attending.

Item 2
Closed Session Update

- The Board of Directors held a closed session prior to today's meeting that took place at 6:45 p.m. The Client Benefit Fund Committee discussed Grant Requests with the full Board.
- The Client Benefit Fund Committee will provide a statement that will be captured in the meeting minutes.

Item 3
Select Timekeeper/Introductions/Sharing the Vision

- The Board President will request a timekeeper to keep the meeting on track and on time.
- The Board President will call for introductions from everyone in attendance, beginning with Board members and then guests.
- The Board President will ask a Board member to share a portion of the Redwood Coast Regional Center Vision Statement

Item 4
Approval of the Meeting Agenda

- The Board President will ask if there are any changes to the proposed agenda. If there are none, the Board President will note that the agenda has been received and approved as submitted. No vote will be necessary.
- If there are changes to the agenda, the Board will discuss. Only items of urgency after the posting of the agenda can be added.
  - *Ask for questions*
  - *Ask for comments*
  - *Ask for a motion and second*
  - *Vote on the item*

Item 5
Board Development Committee

- The Chair of the committee will introduce and recommend seating a new member to the Board.
- Ask for an introduction
- Ask for comments
- Ask for a motion and second.
- Vote on the item.
- The Board President conducts the swearing in of the new member.

Item 6
Approval of Meeting Minutes

- The Board President asks if there are any changes to the Board Meeting Minutes for:
  - May 16, 2020 meeting minutes. If there are none, the Board President will note that the May 16, 2020 Meeting Minutes have been received and approved as submitted. No vote will be necessary.
  - If there are changes, they will be noted.
  - June 1, 2020 meeting Minutes. If there are none, the Board President will note that the June 1, 2020 Meeting Minutes have been received and approved as submitted. No vote will be necessary.
  - If there are changes, they will be noted.

Item 7
State Council on Developmental Disabilities

- Laura Larson, Director of the North Coast office of the State Council on Developmental Disabilities will provide her report to the Board.
- *Ask for Comments*
- *Ask for Questions*

Item 8
Community Input

- The Board President will invite members of the community to provide comments to the Board. Each community member who wishes to speak will have the floor to for 3 minutes.
- Ask for questions
- Ask for comments

Item 9
Executive Directors Report

- Redwood Coast Regional Center's Interim Executive Director, Dr. Kimberly Smalley will provide her report to the Board.

  9a) Annual Review and approval of the RCRC Personnel Policies with Human Resource Manager, Nichole Haydon. The Executive Committee will provide their report and recommendation for approval of the RCRC Personnel Policies.
- Ask for questions
- Ask for comments
- Ask for a motion and second
- Vote on the Item

Item 10
Administrator's Report

- The Director of Administration, Amy Medina will share her report with the Board.

  10a) Amy Medina will request the Board's approval of the RCRC Eureka Office Lease. The Executive Committee will provide their report and recommendation to approve the renewal of the RCRC Eureka Office Lease.
- *Ask for questions*
- *Ask for comments*
- *Ask for a motion and second*
- *Vote on the Item*

Item 11
Committee Reports – Standing Committees

- Committee Chairs will provide updates to their reports:
- Budget Committee
- Client Advisory Committee
- *Ask for questions*
- *Ask for comments*
- *Board members may also volunteer to serve on a Committee*
- *Are you interested in serving on a Committee?*

- Reports Provided:
- Executive Committee – Reports were provided during the Executive Director and Director of Administration Reports
- Board Development Committee – Seated a new board member earlier during today's meeting.

Item 12
Committee Reports - Other Committees

- Committee Chairs will provide updates to their reports:
- Vendor Advisory Committee
- Executive Director Selection Committee
- *Ask for questions*
- *Ask for comments*
- *Board members may also volunteer to serve on a Committee*
- *Are you interested in serving on a Committee?*

- Committee Chairs will provide updates next month:
- Legislative Committee
- Vision Committee
- Policy Committee
- David A. Isom Award
- Ad Hoc Bylaws Committee

Item 13
ARCA Reports

- Interim Executive Director, Dr. Kimberly Smalley will provide an update from ARCA Executive Director Meetings

  13a) RCDSC Board Delegate, Steve Perez will provide an update from the ARCA Board Meetings
- *Ask for questions*
- *Ask for comments*

Item 14
New Business

- The Board President will request a discussion regarding the proposed 2020-2021 RCDSC Board of Directors Meeting Schedule. If there are no changes, the schedule will be received and approved as submitted. No vote will be necessary.
- If there are changes to the schedule the Board will discuss and the schedule will be updated.
  - *Ask for comments*
  - *Ask for questions*
  - *Ask for a motion and second*
  - *Vote on the item*

Item 15
County by County Liaison Reports

- The Board President will call on members for updates on events that are happening in their county:
  - *Lake County*
  - *Mendocino County*
- *Ask for questions*
- *Ask for comments*

Note: Humboldt and Del Norte County members will report next month

Item 16
Community Input

- The Board President will invite members of the community to provide comments to the Board. Each community member who wishes to speak will have the floor to for 3 minutes.
- *Ask for questions*
- *Ask for comments*

Item 17
Close the Meeting

- The Board President will close the meeting

Board Development Committee

Date: **July 1, 2020**
TO: **Board of Directors, RCRC**
FROM: **Tamera Leighton, Board Development Committee**
SUBJECT: **Shirley Valente's resignation and new board member Valerie Keehn**

Shirley Valente resigned her position as a member of the board on June 27.

The Board Development Committee is recommending Valerie Keehn for a Board of Director position. I reviewed her application and talked to her about joining the board and the duties of a board member. Shirley and I discussed this before Shirley resigned as a board member.

May 16, 2020

Board of Director's

Meeting Minutes

DRAFT Meeting Minutes

REDWOOD COAST DEVELOPMENTAL SERVICES CORPORATION
Meeting of the Board of Directors – By Zoom Video/Teleconferencing
And AT&T Teleconferencing
Saturday, May 16, 2020

#5 FY: 2019-2020

Directors Present: Isis Brenner-Ward, Beverly Fontaine, Allison Hillix, Steven Jackson, Bill Lacy, Diane Larson, Dave Matson, Keith Peeples, Steve Perez, Mike Sawyer, Teresa Schnacker, Clara Todoroff, and Shirley Valente (Note: Board members Bill Lacy and Dave Matson joined the meeting following roll call).

Facilitators Present: Mark Konkler, Kristi Patterson, Margaret Ridgway

RCRC Staff Present: **Mary Block**: Director of Client Services, **Sierra Braggs**: CMS/Employment Specialist Manager for Humboldt/Del Norte Counties, **Jerry Freitas**: Community Resource Manager for Del Norte County, **Nichole Haydon**: HR Manager, **Sheila Keys**: Community Resource Manager Lake/Mendocino Counties, **Amy Medina**: Director of Administration, **Jessica Moulton-Hadley**: Community Resource Manager Humboldt County, **Kim Nash**: Director of Community Services, **Kim Orsi**: Executive Assistant, **Dr. Kimberly Smalley**: Interim Executive Director

Others Present: **Joe Ayres:** Community Member (joined meeting following 10:30 break)**Anita Beers**: Gaining Ground, **Michael Bern**: Executive Director-New Dawn Support Services, **Clifford Black**: Disability Rights California, **Dr. Rick Blumberg**: former RCRC Executive Director, **Mary Clare Bonow**: Regional Manager-IECP (and Caroline), **Dolores Delgado**: RCRC Interpreter, **Jamie Fielden**: Community and Partnership (CAPS), **Kier Flicker**: Director of Multiplicity and Starfish Hero, **Pam Jensen**: Executive Director UVAH, **Debra Kinley**: State Council on Developmental Disabilities (SCDD), **Laura Larson**: Director for the North Coast Office of the State Council on Developmental Disabilities (SCDD), **Dana Lewis:** People Services, Inc., **Brian Marrier**: Autism Advocacy and Interventions, **Lea Montgomery**: Families United, **Susan Moody**: Community Employment Links, **Stacy Perez**: Tailored Living Choices, **Jennifer Pittam:** RCRC Contractor, **Melissa Robinson**: Department of Developmental Services Primary Regional Center Liaison to RCRC Liaison, **Barbara Sprout:** Program Director CBEM Lake/Mendocino, **Enrique Ulloa**: Program Director CBEM Humboldt/Del Norte,

1. **Call to Order/Roll Call** - The regular meeting of the RCDSC Board of Directors was called to order by President S. Perez at 9:02 a.m. S. Perez shared that this meeting will be electronically recorded for future posting to RCRC's website and provided housekeeping information for Zoom videoconferencing protocol to assist members with identifying who is speaking. S. Perez reported that this is the Boards first Zoom meeting and we are learning as we go forward. S. Perez called to K. Orsi who conducted roll call of the Board and reported that a quorum was present.

2. **Select Timekeeper/Introductions/Sharing the Vision** – I. Brenner-Ward volunteered as timekeeper. S. Perez welcomed Dr. Kimberly Smalley to her first board meeting as the

Interim Executive Director of Redwood Coast Regional Center. S. Perez also thanked Dr. Rick Blumberg, not only for his past service with RCRC, but also for his years of service to our community and across the nation. Dr. Blumberg thanked the board for their service and added that it has been an honor and a meaningful opportunity working with them. S. Perez called for introductions and since the meeting is by Zoom will call on guests by screen identification to introduce themselves.

Sharing the Vision: S. Perez shared the eighth paragraph of the Vision Statement: "*We envision all members of the support community having access to adequate resources, including funding, in order to provide desired services and supports. We envision a collaboration between members of the community which creates a whole of services and supports which is greater than the sum of its component contributors. We acknowledge that shared learning, communication, and planning activities will provide the greatest benefit for those individuals we mutually serve, as well as for our respective members. We envision a culture in which all members of the community are respected, supported, honored, and recognized for their diverse contributions and valued services.*" S. Perez commented that this paragraph captures the heart of Redwood Coast Regional Center and added that this paragraph is his favorite part of the Vision Statement.

3. **Approval of Agenda** – S. Perez reported he has two items to add. Under New Business: S. Perez requested to invite Melissa Robinson, RCRC primary representative from the Office of Community Operations at the Department of Developmental (similar to the courtesy the Board has extended to Laura Larson, SCDD) to have a place on the agenda going forward to provide updates from the Department. In addition, S. Perez requested to hold a Closed Session at the end of the meeting, following the conclusion of item 16 Community Input, changing item 17 to Closed Session, and changing item 18 to adjournment. Discussion during the Closed Session will include a personnel consulting contract as well as an update from the Executive Director Selection Committee. K. Orsi noted that there is one correction to the agenda, item 14. New Business a) Election of Officers as it should be noted as 2020-2021 Officers.

M/S/C: B. Fontaine (S. Valente) motioned to approve the agenda as recommended with the noted changes. S. Perez called on K. Orsi to call roll and all members present voted yes. (K. Peeples did not vote).

Additional notation: With regard to voting by roll as recommended by I. Brenner-Ward, S. Perez requested the Board try voting by Zoom Chat feature on next action item. If this feature does not work, the group will move back to calling roll call.

4. **Board Development Committee** – S. Perez requested to the Board to seat Tamera Leighton to the Board. S. Perez noted that T. Leighton is a past RDCSC Board member, served as Board President and the RCDSC Board Representative to the Association of Regional Center Agencies (ARCA). S. Perez shared that T. Leighton has extensive fiscal and program management experience. T. Leighton is the Executive Director of the Transportation Commission for Del Norte County. S. Perez commented that he shared T. Leighton's Board Application with the full Board and requested a motion to seat T. Leighton to the RCDSC Board as the At-Large Representative for Lake County.

M/S/C: S. Valente (B. Fontaine) motioned to seat Tamera Leighton to the RCDSC Board of Directors as the At-Large Representative for Lake County. S. Perez called on Kim O to

assist with Zoom Chat roll call vote and motion carried. (Chat voting did not include everyone and verbal roll will be called for the remainder of this meeting).

S. Perez officiated the swearing in of T. Leighton and invited T. Leighton to introduce herself to the Board. T. Leighton shared that she has an adult son with autistic disorder who lives independently. She is an avid advocate for inclusion and has attended many meetings with other families with school districts and IEP meetings with other parents. She will always set time aside for a parent who needs help with advocacy. It is her passion to protect the rights for people with disabilities and she is glad to be back on the Board.

5. **Approval of March 14, 2020 Meeting Minutes** – S. Perez called for the approval of the minutes from the March 14, 2020 Board meeting.

M/S/C: S. Valente (I. Brenner-Ward) motioned to accept the meeting minutes as presented. No other concerns or corrections were noted. S. Perez called on K. Orsi to call roll and all members present voted yes. (T. Leighton abstained).

6. **Laura Larson and State Council on Developmental Disabilities (SCDD)** – S. Perez called on Laura Larson for an update from the SCDD: Laura Larson stated that this is a time of great disruption that we are called to come together as a people and as communities, setting aside old injuries and disputes towards the light of the new; to slow down and embrace stillness and allow creativity to flow towards new approaches and different paths for service delivery.

   L. Larson commented that she has had the honor since early March to work with a very solid RCDSC Board member and Vendor Representative, Steven Jackson, as well as a very talented and competent Kim Nash (RCRC Director of Community Services). Together, we have been meeting twice weekly by Zoom and bringing together 70 to 90 members of a strong and loyal service provider community to address issues that include the need for overtime/double-time, civil rights violations and discrimination. She added that it has been very gratifying to meet so many fabulous people and that RCRC is very fortunate to have the provider community that is has.

   State Council Update: State wide, there are twelve offices and we have also been meeting twice weekly and have set up on our website materials that are related to the COVID19 crisis. We also track issues to share with the state as well as each other and learned that providers do not have adequate Personal Protective Equipment (PPE). SCDD sent a letter to request additional PPE and within 48 hours, 350 people and agencies signed on with great results. There has been an order submitted for 8,000 cloth masks that will be delivered next week as well as gallons of hand sanitizer.

   The SCDD has put together principles for the budget proposal adding that the number one item is support for families.

   Festival of Learning: A Festival of Learning is an upcoming Zoom event that will be held on Monday, June 8th. There will be a keynote address on John O'Brian's five valued experiences: What are the experiences you need to have to have a good life? After the presentation and a foundation of discussion is laid, we will start a weekly follow up Festival of Leaning where we will invite people who have good lives, unusual lives, providers who

provide services in a different way. There should be room for 1,000 attendees by Zoom to share thoughts and ideas of how we can move forward in a different way.

Native American Networking: SCDD is currently working with Kim Nash and another providers to reach out to our Native American communities and share the service category called a Participant Directive Services. There have been many directives that have come from the DDS over the last two months but nothing as exciting as the expansion of Participant Directive Services. This Directive will allow people who live in rural communities and do not have local services to hire someone they know (a neighbor, family member) to provide services for a family member or even themselves. An intermediary service will help with payroll, etc. The services included will be personal assistance, independent living and supported living services. This was implemented about 10 years earlier for respite, daycare, nursing and transportation services. This will make a difference for so many people and we are currently working with five or six family support groups to discuss these options further.

Thank you Dr. Rick Blumberg: Laura Larson thanked Dr. Rick Blumberg for his lifetime of services and work of caring and giving.

B. Fontaine requested that L. Larson send an invitation to the June 8th training to the Board. M. Sawyer also offered to help Laura Larson with contact information for local Native American communities in our area.

7. **Community Input** – S. Perez invited and ask Melissa Robinson from the Department of Developmental Services to share any information/updates from DDS. M. Robinson reported that DDS does recognize all the hard work of Redwood Coast and the good work that is being done by all the service providers. These are really challenging times and she looks forward to being able present additional information during future meetings and thanked the Board for the opportunity to do so.

Pam Jensen - UVAH: P. Jensen thanked the Board for their great and the work that RCRC has been doing to support the providers and clients that we serve. It's been incredible to learn how to provide remote services and connecting with clients and families and has been challenging because of connectivity issues. UVAH has also been out visiting clients by drive-by visits and waving to them through windows, singing "Happy Birthday", taking riding bikes when they can and doing a variety of things to reach out and keep people engaged and let them know they are not alone and to support them through this very difficult time. RCRC and the ASP group has done an incredible job of keeping us connected and working together and we are all doing the best we can.

Kier Flicker – Multiplicity and Starfish Hero: K. Flicker commented that Board/Service Provider Representative, Steven Jackson has done an incredible job gathering service providers so that they can share ideas to continue to serve clients during this difficult time and would not have been able to do so without the support of the Board and the RCRC.

Jamie Fielden – CAPS: J. Fielden who noted that in Lake County, she is especially grateful for the opportunity to meet and connect through Zoom to navigate during this time and commented on the extraordinary work of Kim Nash, Steven Jackson and Heath Birilli. She added that we have had a lot of people stand up, stand forward and help vendors, doing the

best we can. With the support from RCRC and Steven Jackson we are able to provide the quality of services that our folks deserve.

Dana Lewis – People Services, Inc: D. Lewis commented on what Pam Jensen and Jamie Fielden said, adding that most all vendors and here in Lake County, we stand together with the regional center and the amazing support we all receive and that questions have been answered as we move through this. This is not something that any of us know how to do and the support has been amazing and the ASP group meetings are invaluable. In closing, D. Lewis expressed that she will miss Dr. Blumberg very much.

Michael Bern – New Dawn Support Services: M. Bern thanked P. Jensen and commended her for her past years of service as chair of the ASP Group. M. Bern recognized the fantastic work that S. Jackson and K. Nash are doing with the ASP group and wanted to make sure that we all keep an eye on the ball for the future, in particular the state of our economy and the pandemic. The May Revise could be perilous for our services and we need to work hard, that we all have a voice together and that we retain as much funding as we can for our service system. We also need to remember that during this time, we are in the midst of changes with a new RCRC Executive Director. We hope that we can continue with the forward thinking and leading edge that the regional center has provided. As a mentor and trainer for Person Centered Thinking (PCT), M. Bern is hopeful that the regional center will continue to use those skills and tools to guide our decision making, especially the Board with the screening and hiring of the new Executive Director and to make sure they provide us with the best candidate for all of us and not just our own prospective.

8. **Executive Director's Report:** S. Perez welcomed and called on Dr. Smalley for the Executive Director's Report
   a) **Dr. Kimberly Smalley, Interim Executive Director: Dr. Smalley provided the following report:**
      - **COVID-19**: RCRC is currently updating its Contingency Plan. Offices are currently closed to the public through May 31st. RCRC has begun preparing for a soft-reopening to clients and the public when appropriate. RCRC is reviewing all offices and will be posting signage to remind and encourage staff of the universal precautions of social distancing, washing hands, sanitizing areas, wearing facial coverings, etc. RCRC's primary responsibility is to keep clients, families and our staff safe.

        The County of Humboldt recently conducted a walk-through inspection of the RCRC Eureka office and certified that our building is COVID compliant. RCRC has updated its Facebook and Website to make sure that information gets out to the public in English and Spanish. RCRC will also be receiving a shipment of 100,000 facial masks as well as approximately 24 gallons of hand sanitizer.

        The regional center system has not been impacted in a way that we might expect. We are working with DDS and ARCA twice weekly by telephone and as a collective unit, the regional center system has really come together to prepare as best we can for what may be yet coming.

      - **Budget:** Fiscally, the May Revise came out on Thursday and we are expecting rough times ahead but not as bad as expected. In preparation, we did initiate

austerity measures that includes slowing on hiring and what reviewing what things we can prepare for during the 2020-2021 fiscal year. This budget crisis will be a two to three issue as FY: 2020-2021 may not be as bad as what we could be facing in FY: 2021-2022 and FY: 2022-2023.

- **Technical Grant:** RCRC did receive grant funding to digitize records which will put client records in the "cloud" that will support service coordinators while working by remote access more effectively.
- **Staffing Updates:** Mayra Ochoa, RCRC's Diversity Outreach Specialist has accepted a position with the Department of Developmental Services (DDS). RCRC has opened recruitment for this position. Dr. Lucy Esralew, Director of Clinical Services has given her resignation as she also has accepted a position with the DDS. RCRC offers its congratulations to both. As an austerity measure, RCRC will not be looking to refill the Director of Clinical Services position in the near future and RCRC will be slowing refilling open positions. Our priority is service coordination.
- **Trailer bill language**: One TB is specifically around caseload ratios that will afford a bit welcomed flexibility. Another is TB is related to Self Directed Services as reported earlier by L. Larson in her updated.

S. Perez called for any questions and no questions were noted.

S. Perez asked Dr. Smalley to work with A. Medina and Pete Tiedemann to provide a presentation on what Mr. Tiedemann has learned regarding the condition of our budget including changes and/or recommendations that he thinks we should be making that might help us with managing our budget more effectively. We would also like to know what he is sharing with the DDS about our budget. S. Perez will follow up with Dr. Smalley, A. Medina as well as T. Leighton regarding the presentation with Mr. Tiedemann.

ACTION:

- **Dr. Smalley and A. Medina will contact P. Tiedemann to provide a presentation during the July Board meeting. The Board Treasurer will also be included in this work.**

8b) Service Provider Contracts: S. Perez shared that Director Nash has been working very hard on the RCRC FY: 2020-2021 Service Provider contracts to resolve several issues and that he has received all updated contracts with the necessary corrections. S. Perez shared that he has not yet had the opportunity to review all of the corrected contracts but after reviewing a sample, he is confident that the contracts are correct.

One of the concerns pertained to the statute requirement that states the ratio clause of 15% for Administrative Costs and 85% for Direct Support Services which is to be included in all contracts. S. Perez reported that he reviewed some previous contracts that were approved by the Board and found that this language was missing which was an oversight by the Board. S. Peres indicated that the contracts that he has reviewed have been corrected to include this language and he would like to recommend moving forward with issuing those contracts.

Kim Nash reported that all contracts have been amended to include the 15%/85% statement in Exhibit D and appreciated the Boards review and dedication in assuring that the contracts

are in good compliance and that we can issue those contracts out to the service provider community.

S. Perez reported that he has reached out to other regional centers and found that there is no clear guidance of stipulation for the Board in reviewing the service provider contracts. Previous guidelines were established by Clay Jones when he was the RCRC Executive Director and those guidelines are still being used.

Discussion continued as to whether or not the committee should meet again for a final overview. B. Fontaine reported she has reviewed the contracts and recommends that the contracts should be approved today as all corrections have been completed. S. Valente reported that she also reviewed the contracts and is satisfied and accepts them as revised and would like to recommend moving to a motion to approve the contracts. S. Valente also commented that each contract includes the full RCRC Vision Statement and that any changes in the future to revise the Vision Statement will also impact the provider contract language.

S. Perez made the following suggestions regarding formatting issues that included several rate corrections. S. Perez asked K. Nash as Director of Community Services, if she would certify that all corrections have been completed and updated to the board for review and that all service provider contracts for FY 2020-2021 are true and correct. K. Nash did verify and certify that all corrections have been completed and the contracts updated accordingly.

M/S/C: S. Valente (I. Brenner-Ward) motioned to accept and approve the contracts as amended and certified by K. Nash. S. Perez asked K. Orsi to call roll and all members present (D. Larson and S. Jackson abstain) voted yes.

9. **Administrator's Report** – S. Perez reported that A. Medina provided a written report that was included in the Board packets and asked if she had any additional information to discuss. A. Medina provided the following updates:
    - **May Revise:** Items proposed in January, Incentive Program for regional centers, the Enhanced Caseload for children age 3 – 5 years old and some provider rate adjustments will not be moving forward. These have been pulled from the DDS proposal to the state in an effort to help meet the $54 million budget deficit. The state is working with the federal government to receive additional funding to help support the state with the COVID19 crisis and several other initiatives. If the federal government does not provide what funding is needed, there will be additional trigger cuts to the budget and some specifically to our service system that includes:
        - Regional center Operations budgets cuts of $30,000,000
        - Implementation of the Uniform Holiday Schedule
        - Rate reductions for service providers
        - Expenditure and Utilization Reviews
        - Additional Cost Sharing Programs

    A.Medina indicated that these are only proposals and there could be changes during the upcoming review by state law makers.
    - **Technical Grant Funding:** RCRC will receive additional funding to put forth our technology needs. A. Medina submitted the Grant Request to DDS to request funding to help digitize records. RCRC is one of the last regional centers that still works from paper records. This long overdue upgrade will allow RCRC staff to

work by remote access. This project will take approximately a year and a half to complete.

As reported earlier by Dr. Smalley, this coming fiscal year will be impacted; however, it's the two following fiscal years where we will see the most impact to our budgets from what is currently occurring in our economy. The Digitizing Project will allow us to see some cost savings during FY 2021-2022 from digitizing our records and will allow additional possibilities of more staff working remotely.

9a) RCRC Independent Audit and 990 IRS Tax Return – A. Medina reported that the Executive Committee recently met to review RCRC's Independent Audit and 990 Tax Return and the Committee was satisfied with the Report. A. Medina would like to bring this to the full Board for approval so that RCRC can move forward with our filing and posting of the Report.

S. Perez reported that the Executive Committee is making a motion to the full Board to approve the RCRC Independent Audit and the 990 IRS Tax filing. The Committee met and spent time reviewing the audit which came out very well. S. Perez thanked A. Medina for her work in overseeing this task. S. Perez asked for any questions as the Board has received copies of the Audit/990 Tax filing in their packets.

M/S/C: S. Perez (B. Fontaine) motioned to approve the RCRC Independent Audit and 990 IRS Tax Filing. S. Perez called on K. Orsi to conduct roll call and all members present voted yes. (K. Peeples was not in attendance at time of vote.)

S. Perez asked A. Medina and Dr. Smalley for a report during the July Board meeting regarding some infrastructure and ongoing issues related to the telephone system in the Lakeport office. He understands that some interim actions have been implemented.

ACTION:

- **Dr. Smalley and A. Medina will provide an update regarding the Lakeport office AT&T telephone issues to the Board during the July 17th meeting.**

There were several questions noted from the Administrators Report:

- S. Valente requested clarity on page 14, accounting fees. A. Medina reported that she is currently working with Pete Tiedemann to update RCRC's financial reports to the Board. A. Medina explained that allocations in both Operations and POS are based on percentage, divided by the total allocation for the month which is not accurate and actual allocations rather than percentages are needed. A. Medina would like to work with the Board Finance Committee to revise these reports and update the reporting format.
- S. Valente requested clarity regarding the Draft DDS Audit and findings. One finding was the failure to log and track equipment. S. Valente requested to know what the other findings were. A. Medina reported that the information in her report is to notify the Board of the Draft DDS Audit which is not yet finalized. The full Audit will be submitted to the Board for review and approval once finalized by DDS. S. Valente requested a copy of the Draft DDS Audit as well as RCRC's response to DDS.

S. Perez commented that RCRC is heading in the right direction and appreciated A. Medina and Dr. Smalley's working with Pete Tiedemann. S. Perez is excited and looking forward to the outcome.

ACTION:

- **A. Medina will forward the Draft DDS Audit and RCRC's responses to the findings to the Board by email.**

BREAK: S. Perez called a 10 minute break at 10:38 a.m.
S. Perez called the meeting back to order at 10:48 a.m. and requested K. Orsi to take roll call. (K. Peeples is not present)

10. **Executive Assistant Follow Up/ACTION Items:** S. Perez called on K. Orsi for reminders/updates:
    - July Meeting is currently scheduled as Face-to-Face; however, the meeting may need to be moved to video due to COVID19. Information will be forthcoming.
    - Annual Conflict of Interest (COI) Reporting Statements are due in July and the COI Reporting Statements will be included in your Board packets for July.
    - Board Training in July - The regular board meeting will be held on Friday, July 17th at 7:00 p.m. to 9:00 p.m. and the Annual Training (TBA) will be held on Saturday, July 18th from 9:00 to 12:00 p.m.

    B. Fontaine provided history regarding past Board Trainings and reported that past trainings were generally planned by the incoming executive committee in conjunction with RCRC.

    S. Valente reported that she is very impressed with the amount of participation/attendance during the Zoom Board meeting by community members as well as service providers. S. Valente indicated that she would like to get together with the Board face-to-face; however, Zoom is very efficient and expands the guest audience. With regard to the Board training, S. Valente would like to recommend a segment on how service providers are connecting and serving clients under the new COVID guidelines. S. Valente believes this would be very informative and information/updates for the new service delivery system would be welcomed by the Board. S. Jackson agreed that the Zoom venues are helpful for community members as well as service providers to attend Board meetings.

11. **Committee Reports**

    a) Executive Committee Report: S. Perez reported that business was completed with contracts and audits.

    b) Budget Committee – S. Perez reminded members of the Board to pay close attention to the emails he has been forwarding from ARCA as they include information from the recent senate hearings and governor's proposals. There is a tremendous amount of information including links to legislation hearings that are open to public. The state is looking at a potential deficit of $54,000,000. The items that will be cancelled and will specifically affect regional centers include:
    - Performance Incentive programs for regional centers
    - Enhanced Case Ratios for children ages 3 to 5.
    - Start Training to benefit dual diagnosed individuals
    - Provider rate increases for Early Start, Infant Development ISL

The second number of cuts being proposed if there is no federal funding includes:

- Cost Sharing (for higher income families)
- $300,000,000 to the General Fund
- Service Provider rate cuts
- 30,000,000 in cuts to regional center Operations
- Increase to $55,000,000 fiscal cuts for FY 2021-2022
- Uniform Holiday Schedule (a series of mandatory closure dates)
- Generic Services will also be cut that includes MediCal benefits for Podiatry, speech therapy, removal of adult dental benefit (restored in 2014)
- 5% cut to all departments Operations budgets to start July 1, 2021and a push to increase telework in state government.
- 10% cut to state employees beginning July 2020 through collective bargaining.

There will be an effort to protect Special Education and the $645 per pupil will remain intact; Minimum Wage increases will remain in place.

c) Client Advisory Committee: S. Perez called on B. Lacy for his update. M. Konkler assisted and noted that this report will tie in with the Legislative Committee report as well. B. Lacy has been working with Daniel Savino at ARCA regarding Grass Roots Day and hopes to have an update in the near future and will forward to the Board as that information becomes available.

d) Vendor Advisory Committee: S. Perez called on S. Jackson for his report and read the following statement: I am proud of the vendors on the North Coast. We are a strong group that has worked creatively to meet the needs of individuals we support long before the pandemic took hold. But what has grown from this difficult experience is nothing short of amazing. Since March 17th, we have been holding twice weekly Zoom calls with an average attendance of 70 to 90 vendors on each and every call.

During these calls, we work collaboratively with Redwood Coast Regional Center as well as the State Council on Developmental Disabilities. We review the changes in state directives as well as ways we can work in a coordinated effort to assure that supports continue to be provided. The creativity of our vendors have come to the table in such ways as supplying a Google Doc that keeps information such as questions/concerns in a more organized way that provides prompt actions. This is something that is being reviewed to determine if there is viability for launching something similar throughout the state of California. Thank you Barbara Sprout at CBEM for helping with this endeavor.

Our vendors have proven time and time again that their dedication and commitment is to provide person center supports on the Redwood Coast. We have seen agencies offering to share support staff with other agencies impacted by COVID19. The time commitment and leadership that these organizations have provided has undoubtedly softened the impact of COVID19 on our supported population.

There has been an outbreak of COVID19 in congregate settings such as hospitals and was a fear of something that could take hold on the Redwood Coast and places that people are receiving services. This group has come together to assure we are meeting every single universal precaution to insure the safety of those we support.

The opportunity to have dialog with the regional center twice per week has strengthened our bonds and made for more consistent services for those we support. State Council has also been present and has provided great insight to our region.

Fast allocation of PPE as it becomes available has been made possible as well as the procurement of more PPE than would have been possible on an individual basis.

Moving forward, there are concerns regarding the May 7th DDS directive regarding non-residential billing guidance as well as the May Revise and the frightening level of proposed cuts to services. These are distractions that we do not want to pull us away from our main goal which is providing person centered supports. We ask that the regional center does continue to advocate on our behalf because we are asking to be shouldering the load of the proposed budget cuts. Last year, we received an 8.2 percent increase and with the proposed budget cuts, this would be stripping that away. Agencies were closing their doors before we received the 8.2 percent increase. Our fear is that we will lose additional valuable services on the North Coast if funding is cut again. We can no longer shoulder the load of additional funding cuts.

S. Jackson invited Board members to attend upcoming ASP group meetings which are held every Tuesday 9:30 a.m. to 11:30 a.m. and followed up by a working group; Friday meetings are held from 10 a.m. to 12 p.m. without fail.

ACTION:

- **S. Jackson will send the Board links to the upcoming ASP group Zoom meetings.**

S. Perez thanked S. Jackson for his comprehensive report and commented that Redwood Coast Regional Center is the smallest and most underfunded regional center in the state. The burden of reductions impacts regional center staff as well and we are all facing many challenges ahead. We must think of the agency, the vendor community and above all, the clients we mutually serve.

In closing, S. Jackson thanked Laura Larson and Debra Kinley from SCDD; Kim Nash, Sheila Keys, Jessica Moulton-Hadley, Sierra Braggs, Heath Birilli, Jerry Freitas from RCRC. Melissa Robinson from DDS has offered to step into the ASP Group meeting when she can. Client Advocates, Chris Miller and Alex Bland are also attending the meetings, so all aspects from people receiving services to DDS will be attending meetings now and in the future.

e) Selection Committee Update: S. Perez reported that this Report is tabled to the Closed Session.

g) David A. Isom Award: S. Perez called on K. Orsi who reported that three nominations have been received and forwarded to S. Perez. K. Orsi noted that a committee will need to be formed to assist S. Perez. S. Perez recommended that perhaps the Executive Committee would be willing to assist and S. Jackson volunteered to assist as well.

h) Ad Hoc Bylaws Committee-

Section 5.08 Meetings: Review and Approval of new language pertaining holding Board meetings by teleconferencing. S. Perez reviewed the language that was approved by the Board during the March 14, 2020 Board meeting to Section 5.08 - Meetings (A) and (G)

which now includes wording from the Brown Act section 54950-54963. K. Orsi reported that following the motion to approve the update to the Bylaws during the March meeting, the next step were to provide a 30 day notification to announce the changes to the public and request public input which was completed. K. Orsi reported there were no public comments received.

M/S/C: S. Valente (M. Sawyer) motioned to finalize and update Section 5.08 (A) and (G) related to Meetings of the RDCSD Bylaws as approved during the March 14, 2020 Board meeting and that no public input/comments were noted during the 30 day public notification. S. Peres asked K. Orsi to take roll call and all members present voted yes.

i) Legislative Committee: S. Perez commented that B. Lacy previously reported that he is working with ARCA regarding Grass Roots Day. There were no other announcements.

12) ARCA Report: S. Perez called on Dr. Smalley for an update. Dr. Smalley reported that she does not have an official ARCA report and indicated that COVID19 response been the priority discussion during all recent ARCA meetings

a) **Board Delegate Report:** S. Perez report that the Board Delegate Committee has not met recently and will be meeting next Tuesday (May 19) and that he will be sharing an update from that meeting with the Board.

c) **ARCA Client Advisory:** S. Perez indicated that the ARCA Client Advisory has also not been meeting and hopes to have an update from C. Miller for the next meeting.

13. Old/Tabled/Unfinished Business:

a) Develop Committee to Review Board Policies:

b) Develop Committee to Review the Vision Statement: S. Perez called on A. Hillix for an update from a) and b): A. Hillix reported that K. Orsi did forward the Word documents for the Policies to her and she is beginning the review process. A. Hillix asked Board members to let her know by email if anyone would be interested in joining one or both committees.

B. Fontaine commented that RCRC's Vision Statement is very essential to the employees of RCRC who should also be invited to be part of any discussion and/or changes to the Vision. S. Perez commented that he also heard from RCRC employees and understands their commitment to the Vision Statement. RCRC staff should be included as well as community stakeholders and clients. S. Valente also reminded the Board that the Vision Statement is also included in all Service Provider contracts.

14) New Business

a) **Election of 2020-2021 Officer Nominees (Executive Committee):**
S. Perez reported that he forwarded the nominees to the Board by email, noting that there were no nominees for the Client Liaison or Secretary Officer positions. The nominated slate and individuals that accepted are: M. Sawyer-President, S. Valente-Vice President, T. Leighton-Treasurer and S. Perez would like to continue as ARCA Representative. S. Perez called for nominations on the floor:

Client Liaison: B. Lacy would like to continue as the Client Liaison. S. Perez called on the members to determine if anyone else wished to serve as Client Liaison. There were no others who wished to run for this seat.

Secretary: T. Leighton nominated B. Fontaine who expressed concern of her time commitment to the Client Benefit Committee. Discussion continued regarding the CBF and S. Perez, S. Valente and S. Jackson volunteered to serve on the CBF committee. B. Fontaine accepted the nomination of Secretary.

S. Jackson commented that M. Sawyer is doing an outstanding job on the Board and taking on the chair for the selection committee. He added that during the challenging times that are expected ahead and the past experience of T. Leighton, that he would like to nominate T. Leighton as President. B. Fontaine reported that the last time our service system experienced difficult budget cuts that T. Leighton was the Board President and did a fabulous job. T. Leighton shared that she was Board president during the great recession and accepted the nomination as President. S. Valente concurred and nominated M. Sawyer for Vice President. M. Sawyer accepted the nomination as Vice President. S. Valente accepted the nomination as Treasurer.

S. Perez reminded the Board of the importance to serve on the Board Committees and encouraged newer Board members to serve on these Committees to gain experience and knowledge.

The new slate of nominees for officers:

- President –Tamara Leighton
- Vice President - Mike Sawyer
- Treasurer - Shirley Valente
- Secretary – Beverly Fontaine
- Client Liaison – Bill Lacy
- Steve Perez will continue as ARCA Representative

S. Perez called for a motion to accept the slate of Officers to begin their terms effective July 1, 2020:

M/S/C: I. Brenner-Ward (T. Leighton) motion to vote to approve the following slate of officers: President: Tamera Leighton; Vice President: Mike Sawyer; Treasurer: Shirley Valente; Secretary: Beverly Fontaine; Client Liaison: Bill Lacy; ARCA Board Representative: Steve Perez. K. Orsi called roll call and all members present voted yes.

b) **Re-Appointment of Eligible Members for 2020-2021 Term:** K. Orsi reported that no members on the Board are terming out for the coming year. I. Brenner-Ward announced her resignation from the Board following today's meeting. She hopes to return again in the future if there is a seat open.

Steve Perez conducted the traditional swearing in of all remaining Board members for the 2020-2021 term.

c) **DDS Update from M. Robinson:** S. Perez introduced Melissa Robinson and commented that with all we will be facing in the coming year, that M. Robinson will have a place on the

Board agenda to share any information/updates, similar to L. Larson from SCDD. S. Perez cannot think of a better way to extend this courtesy with the new DDS Division whose purpose is to stay connected with us.

15. County by County Liaison Reports: S. Perez called for updates for each county:

a) Humboldt – No updates to report.

b) Del Norte – No updates to report.

c) Lake – No updates to report.

d) Mendocino County – S. Valente reported that she is concerned about not having Committees established for the coming year. K. Orsi stated that the Committees will be updated during the July meeting. B. Fontaine added that any Board member who has an interest in serving on any Committee should contact the Executive Committee to inform them of their interest. B. Lacy expressed that he would like to continue on the Legislation Committee; however it will be a big job and asked if anyone else would be interested in chairing. T. Leighton reported that she would like to chair the Legislation Committee.

ACTION:

- **Board members are asked to contact the Executive Committee to inform them of Committees they are interested in serving on for the 2020-2021 year. This will be reviewed during the July meeting.**
- **K. Orsi will forward the Committee Roster via email to the Board for review and this topic will be added to the July meeting agenda.**

16. Community Input: S. Perez called for input from community members:

- Pam Jensen congratulated S. Perez and thanked the Board for their hard work during the last two years and indicated that she is excited to hear about the new review of the financials and how that will be presented.

  P. Jensen asked to highlight the DDS Directive dated May 7th, stating that service providers are expected to seek and apply for all available COVID relief funding before receiving absence funds which is billing for people who are absent due to the State of Emergency and before getting regional center services. The department is directing service providers to take on debt. DDS may not have authority to request this and they may be issuing further clarification which providers are looking forward to. P. Jensen reported that UVAH's Board of Directors recently met and are very hesitant to take on debt at this time and just wanted to bring this to the RDCSC Board's attention as there are 21 regional centers and 21 different responses to this DDS Directive. S. Perez requested that P. Jensen email her concerns to him as her statement was breaking up and he would like to be sure that Board members are clear about her statement.

- Joe Ayres introduced himself as a parent and expressed his concerns about C19 and the budget and attention to assault on clients, especially those who are non-verbal. Mr. Ayres shared that five years ago his son was assaulted by a caregiver

four times, in four different rooms of his own house. He stated that the supported living service that the caregiver worked for stood behind their employee and would not talk with "us" about anything. Mr. Ayres stated that they sued the assailant and the SLS and the suit was settled in March 2020. He is not permitted to disclose the amount of the settlement but noted that the funds are in a special needs trust and the rest to pay legal costs. Mr. Ayres son is non-verbal and communicates very affectively using Assisted Typing (AT). After word of his son's assault got through the service provider grapevine, two other caregivers reported to Mr. Ayres that they were sure that the same caregiver had physically assaulting two other non-verbal clients. Mr. Ayres stated that he reported this to the police and the Sheriff; however, the guy was never charged.

Mr. Ayres expressed his concern to the Board and the need for training for the vendors on recognizing and preventing assaults. There is also a need for training for law enforcement including recognizing disability prejudice. Mr. Ayres stated that anyone who wishes to contact him can contract K. Orsi who he has given permission to share his contract information. Mr. Ayres asked if there were any comments from the Board. S. Jackson reported that through the ASP group meetings, it has been discussed with Laura Larson from SCDD about bringing in Client Advocate trainers and to get them established to served our four-county catchment. The training specifically is how to recognize and respond to assaults.

17. Adjournment of Meeting S. Perez called for the adjournment of the regular board meeting at 12:04 p.m. and asked everyone except board members to sign off at this time so that the Board can move to the Closed Session. S. Perez requested that K. Orsi take roll call to assure that all Board members are present and a quorum is present. Roll call was taken and it was noted that a quorum was present.

Closed session ended at 12:30 p.m.

The next Board of Directors meeting is scheduled July 17th in Ukiah

_____

Isis Brenner-Ward, Secretary
RCDSC Board of Directors
kao

June 1, 2020

Draft Meeting Minutes

Special Emergency

Board Meeting

DRAFT Meeting Minutes
Redwood Coast Developmental Services Corporation
Board of Directors
Special Emergency Meeting
Monday, June 1, 2020
By Zoom Video and AT&T Telephone conference

Present: Beverly Fontaine, Steven Jackson, Bill Lacy, Diane Larson, Tamera Leighton, Dave Matson, Keith Peeples, Steve Perez, Mike Sawyer, Teresa Schnacker, Clara Todoroff and Shirley Valente

Absent: Allison Hillix

Facilitators: Mark Konkler, Kristi Patterson, Margaret Ridgway

RCRC Staff: Mary Block-Director of Client Services, Jennifer Finigan-Client Services Manager Crescent City, Amy Medina-Director of Administration, Dwayne Nelson-Client Services Manager/Children's Unit and Intake Mendocino County, Kim Orsi-Executive Assistant, Dr. Kimberly Smalley-Interim Executive Director, and Amy Soto-Client Services Manager/Adult Unit/CPP/Self Determination Mendocino County

Guests: Clifford Black–Disability Rights California, Alissa Norman -Community Advocate for Tri-Counties, Melissa Robinson-RCRC Liaison DDS,

1. **Call to Order and Roll Call:** S. Perez called for roll call to determine which members of the board were missing. At 1:00 p.m. S. Perez called the meeting to order and K. Orsi reported that a quorum was present.

2. Introductions – S. Perez called for introductions of all attendees by Zoom and AT&T Teleconference.

3. **Approval of Agenda** – S. Perez commented that today's meeting is a one-topic agenda and called for any amendments to the agenda. S. Perez requested to add a brief update regarding Anderson and Associates (Heather Renschler) and the Executive Director search.

M/S/C: S. Jackson (S. Valente) motioned to approve the updated agenda that includes the addition of an update from S. Perez regarding Anderson and Associates and the Executive Director search. K Orsi called a roll call vote and all members present voted yes.

4. **Community Input** – S. Perez Called for community input. There were no community members present who wished to provide input.

5. **Client Benefit Fund (CBF)–COVID19 Funding** and Determination of Next Steps – S. Perez called for an update from S. Jackson provided the following update: Since the beginning of the shelter in place by the state of California, he has been meeting together with the Alliance of Service Provider (ASP) group twice weekly with anywhere from 70 to 90 participants at each meeting. During these calls, they discuss a number of things but all discussions centered around the clients we all support.

   During the shelter in place orders a lot of day services closed due to the potential risk of the pandemic spread. The group brainstormed on ways could still stay in touch and interact with the clients they support and help clients to continue a routine and a program in general.

   Through these discussions, it was found that there was a large disparity of individuals who did not have a devise that would allow them to connect with their programs. This was challenging for programs to stay engaged with clients served. Some programs were having success with phone calls and drive-by visits. However, the face-to-face connections were not happening.

   The group discussed what would be a successful way to communicate in today's climate? Clients that had devices to connect by Zoom of FaceTime had more success. The group noted there was a large number of those who had devices; however, there was a group who did not.

   The next steps taken were to find out how to get devices out to those who need one. A Survey was developed by the group and found out the need county-by-county; who was able to utilize devices to access their services. The group will conduct additional discovery outside the ASP group to determine if there are additional people that could be reached through service coordination.

   The following is a breakdown from those surveys of those who would need a device per county:

   - Del Norte County: 100 individuals
   - Humboldt County: 137 individuals
   - Lake County: 115 individuals
   - Mendocino County: 173 individuals

   Total number: 525 individuals who would be able to access their day service or regional center support staff if they had some form of a device to do so.

   The next step was that the ASP group reached out to CBF to determine if they could help and facilitate getting devices to clients. The Client Benefit

Fund Committee was open to the idea. With the new leadership of Tamera Leighton coming on to the Board, we reached out to community partners that included the Wild River Foundation, Humboldt Area Foundation and the Mendocino Community Foundation to ask if they could support to help offset some of the costs to the CBF

The total cost for 525 Kindle Tablets is $26,000 after the group negotiated a rate with Amazon from $59 per device to $47 per device. As of today, S. Jackson reported that Humboldt Area Foundation, in collaboration with the Wild River Foundation is contributing $13,000 for this project to get devices to clients in Del Norte County and that the Mendocino Community Foundation just contributed $8,000 to this project; a total of $21,000 in contributions from our area foundations. S. Jackson reported that the group is still looking into Lake County for foundations for additional contributions. This was months of work by the ASP group in collaboration with several Board members. The need was identified and the community found that it was a worthwhile cause to get involved with.

The group is now asking the CBF to approve the funds for the remainder of the balance to purchase these devices. The group would like to request that New Dawn Support Services serve as the intermediary for the purchase of these devices with distribution to the regional center who will provide the distribution of the devices to the clients.

S. Perez asked S. Jackson what the total cost is for the 525 devices identified through Amazon. S. Jackson and T. Leighton noted that the cost is $24,276 which includes sales tax, shipping and a regulatory fee (for electronic devices purchased in bulk). The total amount of donation is $21,000 which would leave a balance to be paid by the CBF of $3,276.

S. Jackson noted that this is the first phase of this roll out and the group plans to continue to do outreach to determine what other unmet needs there may be in our community.

B. Fontaine reported that the CBF Committee has been meeting about these devices and one thing the CBF will be asking the Board for today is permission to write a check for the entire amount of $24,276 with reimbursement to the CBF account from the donations that will be coming in from the Foundations. The CBF Committee drafted wording for the following motion that will allow the policy change to the CBF to do this:

On behalf of the Client Benefit Committee, B. Fontaine made the following motion: We would like to amend the Board Policy for the Client Benefit Fund to include awarding funding to a service provider as a direct recipient to make a purchase on behalf of many clients. The wording that would be amended to Number 2 of the RCDSC Policy #10 would include the following

statement: The Board of Directors may grant an award outside the designated grant cycle when it is for the benefit of a significant number of clients. This action will be considered as a bulk purchase which has been identified to benefit and support the lives of clients. To support the bulk purchase a grant may be awarded to a service provider who will then purchase the items on behalf of these identified clients. These grants are to support special pricing to bulk purchases to support the greatest number of clients.

M/S/C: B. Fontaine (S. Valente) motioned to approve the wording change to the Board Policy #10 for the Client Benefit Fund as noted. K. Orsi called roll call vote and all members present voted yes. (D. Matson and K. Peeples had audio difficulties and were unable to cast votes)

B. Fontaine made a second motion to award $24,276 to New Dawn Support Services (NDSS) to purchase 525 tablets on behalf of the Client Benefit Fund for clients across the RCRC service region who have been identified by vendors to need tablets to accommodate for service and communication disruption due to COVID19.

M/S/C: B. Fontaine (S. Valente) motioned to award the funds from the CBF to NDSS to go forward with the purchase of the noted tablets as noted. K. Orsi called a roll call vote and all members present voted yes.

B. Fontaine commented that there may be people who are regional center clients in our four counties who do not get on this list and we anticipate there may be additional requests of donations to clients and that the CBF Committee would need to review that further. B. Fontaine commented that approximately 98% of clients are covered with this first needs assessment. In case there are additional request, the CBF would be able to process those as well as it wouldn't need a special motions as it wouldn't be a large bulk of money as in this case. The CBF will try to accommodate anyone who may have slipped through the cracks of this first list.

S. Perez thanked everyone for the diligence in working on this project and commented that this is one of the tings that the Board should be working on. S. Jackson commented that this was such a huge need in our community and to see this Board come together to work on this, on behalf of the ASP group and those who will be receiving these devices, please know that this is very much appreciated and it will change the lives of people, not only impacted by COVID19 but also through fire seasons and any social exchange.

S. Perez asked about the timelines with getting these devices to clients. S. Jackson reported that the purchase will be made this afternoon and the devices should be received by the end of this week. This means that we can begin delivering to clients by next week.

6. **Anderson and Associates and Executive Director Search:** S. Perez provided an updated and reported that he and M. Sawyer have been continuing conversations with Anderson and Associates and Heather Renschler will be contacting members of the selection committee and getting input and insight as it relates to what you feel are the qualities and characteristics that you would like to see in an Executive Directors. She will be reaching out to each of you individually. In the meantime, we will be receiving another proposal. The first proposal was based on information that we provided her and the second will be centered on a full executive search.

7. **Community Input** – M. Block thanked the ASP group for their work with the project to obtain devices for clients and asked if there will be tracking of clients who will be receiving these devices in case there is a service coordinator currently working with a client to locate or purchase a device. S. Jackson noted that they are working with the RCRC Community Resource Managers across all four counties and the service providers to prepare for and cross reference those to receive devices. M. Block will also follow up with Director Kim Nash as well as Community Services.

8. **Adjournment:** S. Perez called for the adjournment of the meet 1:38 p.m.

_____

Beverly Fontaine, Secretary
RCDSC Board of Directors

kao

EXECUTIVE

DIRECTOR'S

REPORT

Redwood Coast Developmental Services Corporation
Board of Directors Meeting, July 17, 2020

Executive Directors Report

First, I would like to thank the board for the opportunity to serve as the Interim Executive Director. It has been quite the active few months already. These are challenging times.

COVID19 and Regional Center Operations

COVID continues with no end yet in sight. RCRC has remained active open and engaged with our community. RCRC staff that can and need to work remotely, continue to do so. Our offices were closed to the public through June 15th, though all operations continued uninterrupted. We have reached out to each individual and family we serve directly. In collaboration with the SCDD and DDS masks/ facial covering and hand sanitizer have been distributed to and by our vendor community to each agency and families. Additionally, we mailed each and every client 2 cloth masks. More are available and will continue to be distributed.

On June 15th we reopened our offices for appointment only and are again able to conduct assessments and clinics on premises safely. RCRC staff continue to exercise caution and follow public health guidelines, meeting clients and families remotely or outdoors wherever possible.

RCRC staff continues to meet with our service provider community weekly to ensure the safe continuity of essential services to clients and families and support the slow and safe reengagement of day services. I continue to meet with the other twenty regional center Executive Directors and ARCA weekly, and the leadership of DDS weekly.

Budget 2020

The initial projected fiscal impacts of this health crisis on the DDS and Regional Center system in the May revise were overwhelming. We immediately instituted cost saving measures including slowing the filling of open positions. Thanks to advocacy across the state, the final budget did not include the massive cuts and devastating triggers proposed. While a relief, we can assume the state will be in a similar position next fiscal year. As requested, Peter Tiedemann, who has been an invaluable support to me in planning for fiscal sustainability, will provide the Board of Directors with an educational presentation related to our budget at the July training for the Board.

RCRC Projects and Staffing Updates

- The digitizing of client records project has begun.
- I am happy to announce the Lakeport office service manager and service coordinator positions have been filled.
- Amy Medina will have an update on the Lakeport phone system during her Report. Though it has been repaired several times we are still at AT&Ts mercy.
- We are happy to welcome Jennifer Garcia to our team as the new Diversity Outreach Specialist. Two other roles related to the diversity grant are in process.

Corporación de Servicios de Desarrollo de Redwood Coast
Reunión de la Junta Directiva, 17 de julio de 2020

Informe de directores ejecutivos

Primero, me gustaría agradecer a la junta por la oportunidad de servir como Director Ejecutivo Interino. Ya han estado bastante activos los últimos meses. Estos son tiempos desafiantes.

COVID19 y Operaciones del Centro Regional

COVID continúa sin fin aún a la vista. RCRC se ha mantenido activo, abierto y comprometido con nuestra comunidad. El personal de RCRC que puede y necesita trabajar de forma remota, continúa haciéndolo. Nuestras oficinas permanecieron cerradas al público hasta el 15 de junio, aunque todas las operaciones continuaron sin interrupciones. Nos hemos comunicado con cada individuo y familia que servimos directamente. En colaboración con el SCDD y el DDS, nuestra comunidad de proveedores distribuyó máscaras / cubiertas faciales y desinfectante para manos a cada agencia y familias. Además, enviamos por correo a cada cliente 2 máscaras de tela. Hay más disponibles y se distribuirán continuamente.

El 15 de junio reabrimos nuestras oficinas solo para citas y nuevamente podemos realizar evaluaciones y clínicas en las instalaciones de manera segura. El personal de RCRC continúa ejerciendo precaución y siguiendo las pautas de salud pública, reuniéndose con clientes y familias de forma remota o al aire libre siempre que sea posible.

El personal de RCRC continúa reuniéndose semanalmente con nuestra comunidad de proveedores de servicios para garantizar la continuidad segura de los servicios esenciales para los clientes y las familias y respaldar la reanudación lenta y segura de los servicios diurnos. Continúo reuniéndome con los otros veinte Directores Ejecutivos del centro regional y ARCA semanalmente, y el liderazgo de DDS semanalmente.

Presupuesto 2020

Los efectos fiscales iniciales proyectados de esta crisis de salud en el sistema DDS y el Centro Regional en la revisión de mayo fueron abrumadores. Inmediatamente instituimos medidas de ahorro de costos, incluida la desaceleración del llenado de las posiciones abiertas. Gracias a la promoción en todo el estado, el presupuesto final no incluyó los recortes masivos y los desencadenantes devastadores propuestos. Si bien es un alivio, podemos asumir que el estado estará en una posición similar el próximo año fiscal. Según lo solicitado, Peter Tiedemann, quien ha sido un apoyo invaluable para mí en la planificación de la sostenibilidad fiscal, proporcionará a la Junta Directiva una presentación educativa relacionada con nuestro presupuesto en la capacitación de la Junta en julio.

Proyectos de RCRC y actualizaciones de personal

- El proyecto de digitalización de registros de clientes ha comenzado.
- Me complace anunciar que los puestos de gerente de servicio de oficina y coordinador de servicio de Lakeport han sido cubiertos.
- Amy Medina tendrá una actualización del sistema telefónico de Lakeport durante su Informe. Aunque ha sido reparado varias veces, todavía estamos a merced de AT&T.
- Nos complace darle la bienvenida a Jennifer García a nuestro equipo como la nueva Especialista en Alcance de Diversidad. Otros dos roles relacionados con la subvención de diversidad están en proceso.

ADMINISTRATOR'S

REPORT

ADMINISTRATOR'S REPORT

Board of Directors' Meeting
July 17th, 2020
Data Through May 31st, 2020

Administrator's Report To The Board
- English 3
- Spanish 6

Summary Charts
- Client Count 9
- POS Payments 10
- Operations Payments 11

Contract Status Report
- Summary Page 12
- POS Payment Details 13
- Operations Payment Details. 14
- Prior Years Contract Status 15

General Ledger POS Account Graphs:
- Total Client Count 16
- Total Monthly POS Amount 17
- Monthly Cost Per Client 18
- Community Care Facility 19
- Day Training 20
- Supported Employment 21
- Non-Medical Services, Professional 22
- Non-Medical Services, Program 23
- Transportation 24
- Other Authorized Services 25
- Supported Living Services 26
- Hospital Care 27
- Medical Equipment 28
- Medical Care, Professional 29
- Medical Care, Program 30
- Respite, In-Home 31
- Respite, Out-of-Home 32
- Camp 33
- Self Determination 34

Miscellaneous
- Client Benefit Fund Account Log 35
- Client Benefit Fund Quarterly Statement 36

REPORTE DEL ADMINISTRATOR

Junta de la Mesa Directiva
17 de Julio de 2020
Datos Hasta el 31 de Mayo de 2020

Reporte del Administrador a la Mesa Directiva
- Inglés 3
- Español 6

Tablas con Resumen
- Número de Clientes 9
- Pagos POS 10
- Pagos de Operaciones 11

Reporte del Estado del Contrato
- Página de Resumen 12
- Detalles de Pagos POS 13
- Detalles de Pagos de Operaciones 14
- Estado de Contrato en Años Anteriores 15

Tablas de la Cuenta en el Libro Mayor por Compra de Servicios:
- Número Total de Clientes 16
- Cantidad Total Mensual de POS 17
- Costo Mensual por Cliente 18
- Instalación de Cuidado Comunitario 19
- Entrenamiento de Día 20
- Empleo con Apoyo 21
- Servicios No-Médicos, Profesional 22
- Servicios No-Médicos, Programa 23
- Transporte 24
- Otros Servicios Autorizados 25
- Servicios para Vida con Apoyo 26
- Cuidado de Hospital 27
- Equipo Médico 28
- Cuidado Médico, Profesional 29
- Cuidado Médico, Programa 30
- Descanso, En-Casa 31
- Descanso, Fuera de Casa 32
- Campo 33
- Auto Determinación 34

Miscelláneos
- Fondo de beneficios para el cliente Registro de cuenta 35
- Declaración trimestral del fondo de beneficios para el cliente 36

ADMINISTRATOR'S REPORT
Board of Directors' Meeting, July 17th, 2020

State and Federal

1. FY 2019-20 Statewide POS Expenditure Projection (a.k.a., PEP, and formerly known as the SOAR---Sufficiency of Allocation Report) as of the end of June is estimating a surplus of $9.7 million state-wide for Purchase of Service expenditures. RCRC's PEP is projecting adequately funded for FY 2019-20 in POS by about $3.5 million.

Redwood Coast Regional Center

1. Fiscal Year 2020-21 Spending Authority (the new fiscal year as of 7/1/20) – RCRC has received its "Preliminary" spending authority, or allocation, for FY 2020-21. For POS this is $102.8 million (22.5% less than we ended the 2019-20 FY) and for OPS this is $9.3 million (25% less than we ended the 2019-20 FY). However, these amounts are estimated to be only 80% of the full spending authority, the remainder of which we will receive in late August or early September.

2. Fiscal Year 2019-20 Spending Authority – RCRC has received its "A-6" spending authority, or allocation, for FY 2019-20. The "A" refers to the 1st year of a 5 year contract and the "6" refers to the sixth amendment for this contract. For Purchase of Service (POS) we have received $132.7 million, which is $15 million more than we ended the 2018-19 FY. Our Operations (OPS) allocation is $11.9 million, which is $1 million more than we ended the 2018-19 FY. The increase in the OPS funding was provided for additional positions supporting additional policy requirements and funding to digitize client records. We will end this year with a surplus in our OPS budget. Currently a majority of the remaining surplus is encumbered to purchase equipment and technology to increase our ability to work more efficiently and fluidly through the times.

3. Cash Flow – As of the writing of this report, we have 19 days cash on hand, which is about 1/3 of our typical amount. Starting with our March reimbursement, DDS has been reimbursing us about 55% of our billed amounts (remember: when DDS has a cash flow problem, we have a cash flow problem). Our line of credit with Union Bank has been renewed (for $7 million) and should be adequate to cover our projected cash flow needs.

4. Financial Operations – Our financial reporting figures are based on expenses through the end of May, which is 92% of the way through the 2019-20 fiscal year.

In looking at the **handouts**, our client count can be seen on **pages 9 & 16**. **Page 9** notes 2 RCRC clients in the Developmental Center (DC), all of which are forensic placements ordered by a court of law. Both pages show that while the client count continues to increase, it is not increasing as quickly as in the recent past.

On **page 10** our "*Average*" Monthly year-to-date (YTD) POS Expenditures in the aggregate and on a per-person basis show an increase from last fiscal year's *Average* figures. The "*Total*" Monthly POS Expenditures (**page 17**) and *Total* Monthly POS Expenditures Per Client, (**page 18**) show a increase over last fiscal year, which is based on Provider rate increases effective January 1, 2020 per legislation.

"*Average*" Monthly Operations Expenditures YTD (**page 11**), both in the aggregate and on a *Per Client basis* show an increase this fiscal year, which is based on a change in our billing for CPP funding and increase in staff wages.

Page 12 is a summary of the detail found on **page 13** (POS expenses) and **page 14** (OPS expenses). Mid-page is a summary of DDS' POS Expenditure Projection (PEP, formerly known as the SOAR), which estimates RCRC is fully funded for its POS expenditures for FY 2019-20. Service providers have until March 2022 to submit their claims for the 2019-20 FY.

Page 13 lists our monthly and YTD POS expenditures. Most expense categories are within an acceptable and anticipated range. There are significant increases in two categories (1) Individual/Family training and (2) Medical Service Professional. The increase in the first category is the addition of a new service with a provider to assist with small population of clients who had disabilities severe in nature. The second category shows an increase from the developing of an identified need for clinical support services with parent support groups. Both continue to provide such supports and these categories will continue to grow in expenditures. Allocated amounts will be adjusted in the 2020-21 FY. Changes were not made this year as it would distort the accuracy of the information. The Translator/Interpreter, Community activities support and Diaper services have show slight increases due to increased needs and supports. The allocated amounts will also be adjusted in 2020-21 FY.

OPS expenditures, both for the month and YTD can be seen on **page 14**. Please note:

- Equipment Maintenance is relatively high as annual equipment renewals were paid twice this fiscal year in anticipation of receiving a reduced Operations budget in coming years.
- Bank Service fees are relatively high as banking procedures changed. These fees were typically deducted interest income.
- Equipment Purchased is relatively high YTD compared to budget. These numbers are small and so a small increase can result in a large % change. Additionally we are purchasing extra equipment to assist all offices in accessing our network during PGE's PSPS (Power Safety Power Shutoffs) events and office closures.
- ARCA dues are relatively high as annual dues were paid twice this fiscal year in anticipation of receiving a reduced Operations budget in coming years.
- Advertising expenses are high YTD compared to budget based on help wanted ads and number of vacant positions.

Graphs of POS Expenses for the general ledger categories for the current and last four fiscal years are included as **pages 16 through 34**. In addition to the pages and expense categories already referenced above, please see the category-specific notes on each of the graphs. Also, please note many POS categories show a decrease over the last several months. This is due to both late billings and our moving up the time frame for when we run reports each month.

Miscellaneous Topics

Client Benefit Fund - The summary log of the Client Benefit Fund balance through May 31st, 2020, and our most recent monthly statement, are included as **pages 35, 36, & 37**.

Audit Update –

1. We have received our FY 2017-18 and FY 2018-19 *final* DDS audit report. RCRC has responded to the DDS audit report and we are awaiting the final audit report.

Staffing – As of June 26, 2020, we have a staff vacancy factor of 6.3% as compared to 3.3% a year ago. There are currently 8 staff vacancies, which we are pursuing the backfilling of.

END

NFORME DEL ADMINISTRADOR
Reunión del Consejo de Administración, 17 de julio de 2020.

Estatal y federal

1. La proyección a nivel estatal de gastos de POS 2019-20 (también conocida como PEP y anteriormente conocida como SOAR --- Informe de Suficiencia de Asignación) a fines de junio se estima un superávit de $ 9.7 millones en todo el estado para gastos de Compra de Servicios. El PEP de RCRC se proyecta adecuadamente financiado para el año fiscal 2019-20 en POS en aproximadamente $ 3.5 millones.

Redwood Coast Regional Center

1. Autoridad de gasto del año fiscal 2020-21 (el nuevo año fiscal a partir del 7/1/20) - RCRC ha recibido su autoridad de gasto "Preliminar", o asignación, para el año fiscal 2020-21. Para POS, esto es $ 102.8 millones (22.5% menos de lo que terminamos el año fiscal 2019-20) y para OPS esto es $ 9.3 millones (25% menos de lo que terminamos el año fiscal 2019-20). Sin embargo, se estima que estas cantidades son solo el 80% de la autoridad de gasto total, el resto de lo cual recibiremos a fines de agosto o principios de septiembre.

2. Autoridad de gastos del año fiscal 2019-20 (el nuevo año fiscal a partir del 7/1/19) - RCRC ha recibido su autoridad de gasto "A-6", o asignación, para el año fiscal 2019-20. La "A" se refiere al primer año de un contrato de 5 años y la "6" se refiere a la sexta enmienda para este contrato. Para la compra de servicio (POS), hemos recibido $ 132.7 millones, que es $ 15 millones más de lo que finalizamos el año fiscal 2018-19. Nuestra asignación de Operaciones (OPS) es de $ 11.9 millones, que es $ 1 millón más de lo que finalizamos el año fiscal 2018-19. El aumento en la financiación de OPS se proporcionó para puestos adicionales que respaldan requisitos de políticas adicionales y financiación para digitalizar los registros de los clientes. Terminaremos este año con un superávit en nuestro presupuesto de OPS. Actualmente, la mayoría del excedente restante se destina a comprar equipos y tecnología para aumentar nuestra capacidad de trabajar de manera más eficiente y fluida a través de los tiempos.

3. Flujo de efectivo: Al momento de escribir este informe, tenemos 19 días en efectivo, que es aproximadamente 1/3 de nuestra cantidad típica. Comenzando con nuestro reembolso de marzo, DDS nos ha reembolsado aproximadamente el 55% de nuestros montos facturados (recuerde: cuando DDS tiene un problema de flujo de efectivo, tenemos un problema de flujo de efectivo). Nuestra línea de crédito con Union Bank ha sido renovada (por $ 7 millones) y debe ser adecuada para cubrir nuestras necesidades de flujo de efectivo proyectadas.

4. Operaciones financieras: Nuestras cifras de información financiera se basan en los gastos hasta finales de mayo, que es el 92% del camino hasta el año fiscal 2019-20.

Al observar los folletos, nuestro recuento de clientes se puede ver en las **páginas 9 y 16**. Notas de la **página 9** 2 clientes de RCRC en el Centro de Desarrollo (DC), todos los cuales son colocaciones forenses ordenadas por un tribunal de justicia. Ambas páginas muestran que si bien el recuento de clientes continúa aumentando, no está aumentando tan rápido como en el pasado rccicnte.

En la **página 10**, nuestros gastos de POS (año y año) mensuales "promedio" (YTD, por sus siglas en inglés) en conjunto y por persona muestran un ligero aumento respecto a las cifras promedio

del año fiscal anterior. Nuestros "Gastos totales mensuales de POS (**página 17**) y Total de gastos mensuales de POS por cliente, (**página 18**) muestran una leve disminución respecto al año fiscal anterior. Gran parte de la disminución observada se basa en la facturación tardía constante de varios proveedores de servicios grandes.

Gastos de operaciones mensuales "promedio" YTD (página 11), ambos en conjunto muestran un ligero aumento este año fiscal, que se basa en (1) los aumentos salariales obligatorios y (2) una tasa de vacantes de personal decreciente. Sin embargo, la base por cliente muestra una ligera disminución en este año fiscal, que se basa en el aumento del número de clientes.

La página 12 es un resumen de los detalles que se encuentran en la **página 13** (gastos POS) y la **página 14** (gastos OPS). A mitad de la página se encuentra un resumen de la Proyección de gastos de POS de RCRC (PEP, anteriormente conocida como SOAR), que estima que RCRC debería recibir fondos suficientes para sus gastos de POS para el año fiscal 2018-19.

La **página 13** enumera nuestros gastos mensuales y YTD POS. La mayoría de las categorías de gastos están dentro de un rango aceptable y anticipado. Hay aumentos significativos en dos categorías (1) Capacitación individual / familiar y (2) Servicio médico profesional. El aumento en la primera categoría es la adición de un nuevo servicio con un proveedor para ayudar con una pequeña población de clientes con discapacidades de naturaleza severa. La segunda categoría muestra un aumento del desarrollo de una necesidad identificada de servicios de apoyo clínico con grupos de apoyo para padres. Ambos continúan brindando tales apoyos y estas categorías continuarán creciendo en gastos. Los montos asignados se ajustarán en el año fiscal 2020-21. Este año no se realizaron cambios, ya que distorsionaría la precisión de la información. El traductor / intérprete, el apoyo de actividades comunitarias y los servicios de pañales han mostrado ligeros aumentos debido a las mayores necesidades y apoyos. Los montos asignados también se ajustarán en 2020-21 FY.

Los gastos de OPS, tanto para el mes como para el año anterior, se pueden ver en la **página 14**.

- El mantenimiento del equipo es relativamente alto ya que las renovaciones anuales del equipo se pagaron dos veces este año fiscal en previsión de recibir un presupuesto de operaciones reducido en los próximos años.
- Las tarifas del servicio bancario son relativamente altas a medida que cambian los procedimientos bancarios. Estas tarifas generalmente se deducían de los ingresos por intereses.
- El equipo comprado es relativamente alto en comparación con el presupuesto. Estos números son pequeños y, por lo tanto, un pequeño aumento puede resultar en un gran cambio porcentual. Además, estamos comprando equipos adicionales para ayudar a todas las oficinas a acceder a nuestra red durante los eventos PSPS (Power Safety Power Shuts) y cierres de oficinas de PGE.
- Las cuotas de ARCA son relativamente altas ya que las cuotas anuales se pagaron dos veces este año fiscal en previsión de recibir un presupuesto de Operaciones reducido en los próximos años.
- Los gastos de publicidad son altos hasta la fecha en comparación con el presupuesto basado en anuncios de búsqueda de ayuda y el número de puestos vacantes.

Las gráficas de los gastos de POS para las categorías del libro mayor general para el año fiscal actual y los cuatro últimos se incluyen en las páginas 16 a 34. Además de las páginas y categorías de gastos ya mencionadas anteriormente, consulte las notas específicas de cada categoría en cada una de las gráficas. Además, tenga en cuenta que muchas categorías de POS

muestran una disminución en los últimos meses. Esto se debe tanto a las facturas tardías como a nuestro ascenso en el plazo para cuando ejecutamos los informes cada mes.

Temas varios

Fondo de Beneficios para el Cliente: El registro resumido del saldo del Fondo de Beneficios para Clientes hasta el 31 de mayo de 2020 y nuestro estado de cuenta mensual más reciente se incluyen en las **páginas 35, 36 y 37**.

Actualización de Auditoría -
Hemos recibido nuestro informe final de auditoría DDS del año fiscal 2017-18 y del año fiscal 2018-19. RCRC ha respondido al informe de auditoría DDS y estamos esperando el informe final de auditoría.

Dotación de personal: A partir del 26 de junio de 2020, tenemos un factor de vacante de personal del 6.3% en comparación con el 3.3% del año anterior. Actualmente hay 8 vacantes de personal, de las cuales estamos buscando el relleno.

Redwood Coast Regional Center

Fiscal Year 2019-2020 Through May 31st, 2020, 92% of Budget Year



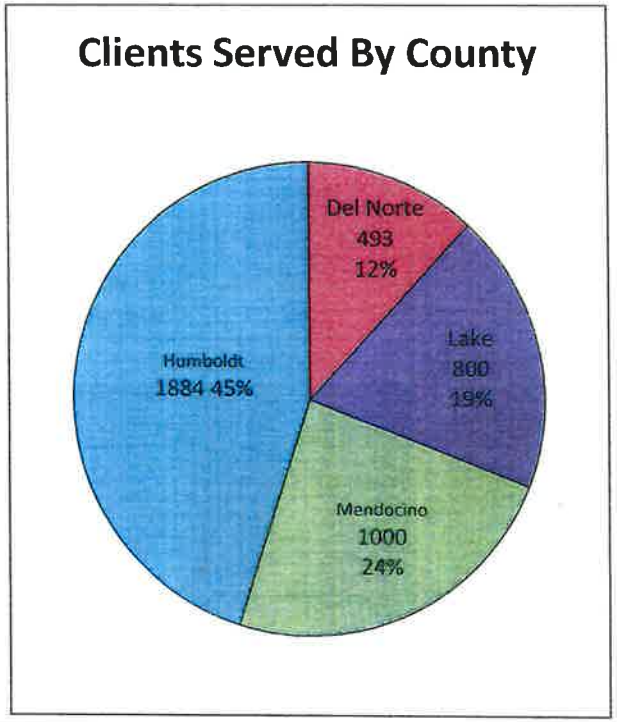

As of	Initial Assess-ment	Regular/ Active	Early Start and Prevention	Develop-mental Center1	Genetic at Risk	Total	Net Change	Per Cent Change
FY 15 - 16	205	3243	315	10	0	3773	210	6.0%
FY 16 - 17	188	3406	345	7	0	3946	230	6.2%
FY 17 - 18	181	3557	348	4	0	4090	144	3.6%
FY 18 - 19	193	3623	355	2	1	4174	84	2.1%
5/31/20	131	3685	359	2	0	4177	3	0.1%

Current Client Count By County	
Del Norte	493
Lake	800
Mendocino	1,000
Humboldt	1,884
Total	4,177

Note 1: All of the clients in the DC are forensic placements.

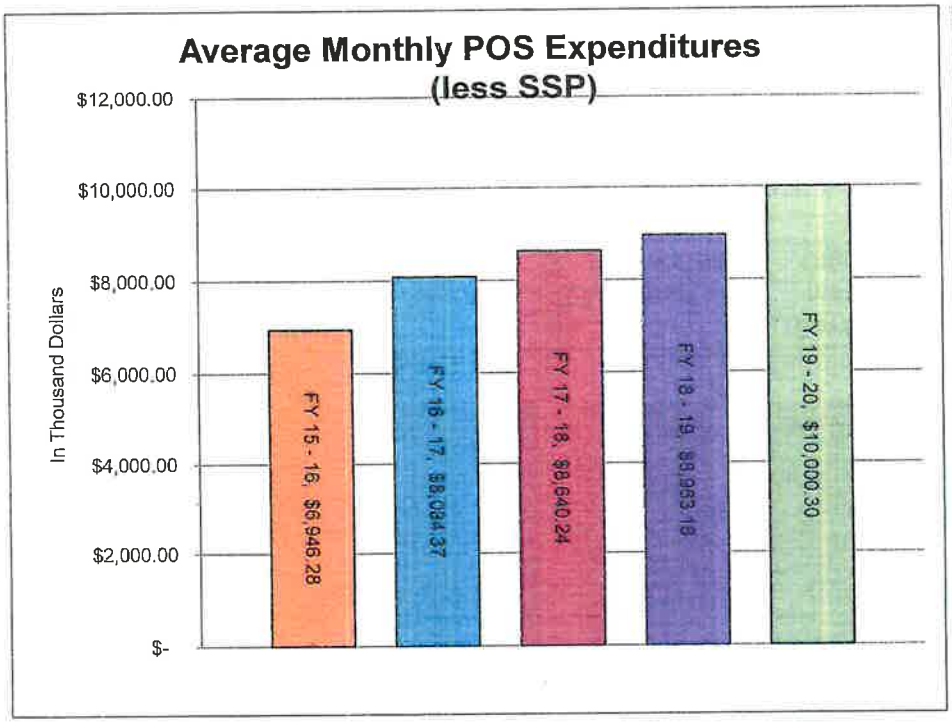

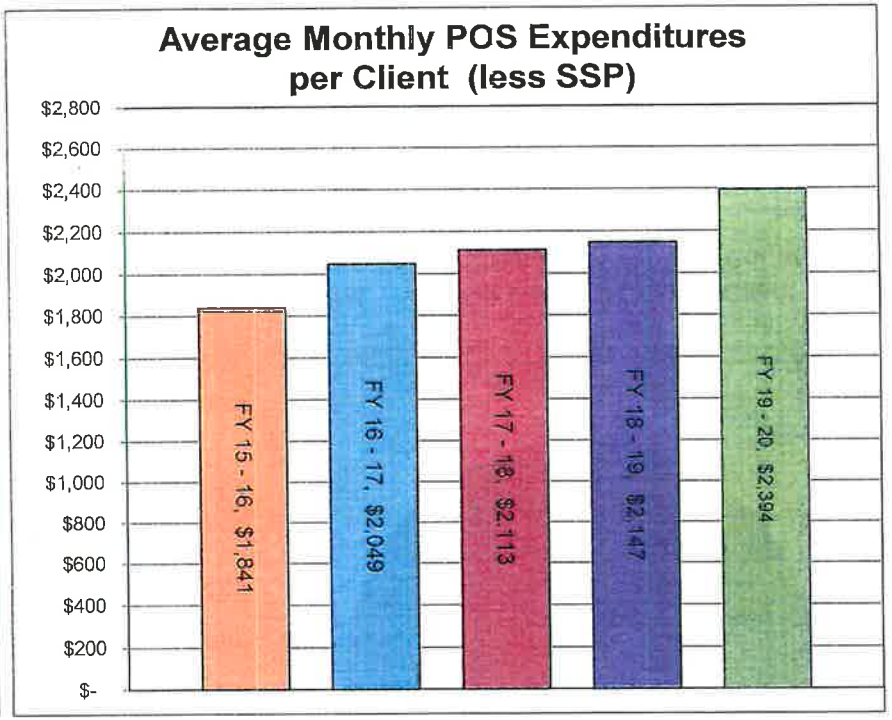

As of		Average Monthly POS Expenditures	Change in Average Monthly POS Expenditures	Per Cent Change
FY 15 - 16	$	6,946,279	$ 555,356	8.7%
FY 16 - 17	$	8,084,367	$ 1,138,089	16.4%
FY 17 - 18	$	8,640,245	$ 555,877	6.9%
FY 18 - 19	$	8,963,183	$ 322,939	3.7%
5/31/20	$	10,000,298	$ 1,037,115	11.6%

Average Monthly POS Expendi-tures per Client	Change in Average Monthly POS Expendi-turesper Client	Per Cent Change
$ 1,841.05	$ 22.86	1.3%
$ 2,048.75	$ 207.70	11.3%
$ 2,112.53	$ 63.78	3.1%
$ 2,147.38	$ 34.86	1.6%
$ 2,394.13	$ 246.75	11.5%

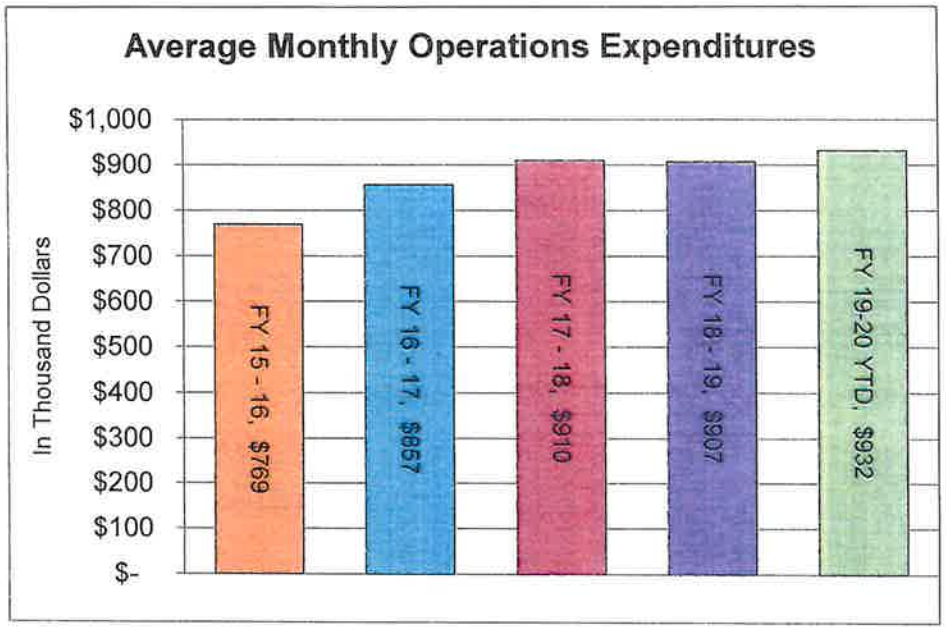

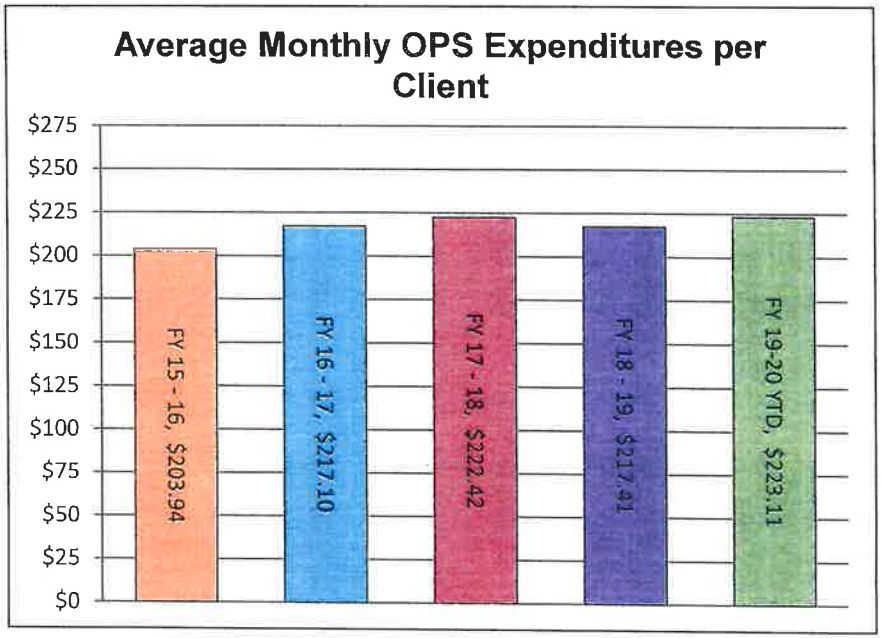

As of		Average Monthly OPS Expenditures	Change in Average Monthly OPS Expenditures	Per Cent Change
FY 15 - 16	$	769,448	$ 74,555	10.7%
FY 16 - 17	$	856,669	$ 87,221	11.3%
FY 17 - 18	$	909,708	$ 53,039	6.2%
FY 18 - 19	$	907,457	$ (2,251)	-0.2%
5/31/20	$	931,921	$ 24,464	2.7%

Average Monthly OPS Expendi-tures per Client	Change in Avg Mo. OPS Expendi-tures per Client	Per Cent Change
$ 203.94	$ 6.24	3.2%
$ 217.10	$ 13.16	6.5%
$ 222.42	$ 5.32	2.5%
$ 217.41	$ (5.02)	-2.3%
$ 223.11	$ 5.70	2.6%

Redwood Coast Regional Center
Contract Status Report
Through May 31st, 2020 of FY 2019 - 2020, 92% of the Budget Year

DDS Contracts (2019/2020 FY)

	Purchase of Service	Operations	Total Spending Authority
Preliminary Allocation of 5/31/19	$ 110,217,615	$ 9,145,126	$ 119,362,741
A-1 Allocation of 8/30/19	$ 17,281,724	$ 1,471,721	$ 18,753,445
A-2 Allocation of 10/02/19	$ 1,231,450	$ 665,924	$ 1,897,374
A-3 Allocation of 1/17/20	$ 3,879,245	$ 340,916	$ 4,220,161
A-4 Allocation of 2/7/20	$ -	$ 191,911	$ 191,911
A-5 Allocation of 3/16/20	$ -	$ 149,678	$ 149,678
A-5 Allocation of 6/12/20	$ 147,340	$ 510,566	$ 657,906
DDS Spending Authority YTD (actual)	$ 132,757,374	$ 12,475,842	$ 145,233,216
Prior year final allocation (E-4 of 10/4/19)	$ 117,598,023	$ 10,900,774	$ 128,498,797
Increase/(Decrease)	$ 15,159,351	$ 1,575,068	$ 16,734,419
Percent change	12.9%	14.4%	13.0%

Purchase of Service Expense - Summary of data from the following page

	Current Month	Year-To-Date	Current Allocation	Remainder of Allocation	Percent Spent YTD
Residential	$ 928,873	$ 9,767,068	$ 10,550,631	$ 783,563	92.6%
Day programs	$ 568,286	$ 4,494,707	$ 4,846,848	$ 352,141	92.7%
Transportation	$ 210,744	$ 4,295,817	$ 5,664,638	$ 1,368,821	75.8%
Other services	$ 9,490,240	$ 91,789,984	$ 110,769,687	$ 18,979,703	82.9%
CPP	$ 22,005	$ 131,285	$ 1,231,450	$ 1,100,165	10.7%
Total POS Expenditures	$ 11,220,148	$ 110,478,861	$ 133,063,253	$ 22,584,392	83.0%

No Prior Month DDS' POS Expenditure Projection Report - It Starts In December

	Current Month High	Prior Month High	Difference (High Only)
Year-end Est. of Current Services	$ 120,288,092	$ 119,429,834	$ 858,258
Estimated Growth	$ 99,799	$ 145,545	$ (45,746)
Other	$ 7,463,541	$ 5,520,152	$ 1,943,389
Projected expenditure range	$ 127,851,432	$ 125,095,531	$ 2,755,901
Total DDS contracts (100%)	$ 132,757,374	$ 132,757,374	$ -
Projected Balance Amount	$ 4,905,942	$ 7,661,843	$ (2,755,901)
Percent	3.7%	5.8%	n/a

Operations Expense - Summary of data from the following page

	Current Month	Year-To-Date	Current 100% Allocation	Remainer of Allocation	Percent Spent YTD
Salary and benefits	$ 743,759	$ 8,122,666	$ 10,033,904	$ 1,911,238	81.0%
Net operating expenses	$ 282,523	$ 2,144,357	$ 2,434,105	$ 289,748	88.1%
Total OPS Expenditures	$ 1,026,282	$ 10,267,023	$ 12,468,010	$ 2,200,986	82.3%

Redwood Coast Regional Center
Purchase of Services
Through May 31st, 2020 of FY 2019 - 2020, 92% of the Budget Year

	Current Month	Year-To-Date	Current Allocation	Remainer of Allocation	Percent Spent YTD
Out-of-Home Care					
Community care facilities	$ 928,873	$ 9,767,068	$ 10,550,631	$ 783,563	92.6%
Total Out-of-Home Care	$ 928,873	$ 9,767,068	$ 10,550,631	$ 783,563	92.6%
Day Programs					
Day training	$ 526,440	$ 4,030,253	$ 4,182,642	$ 152,389	96.4%
Supported employment, Group	$ 27,699	$ 305,199	$ 435,761	$ 130,562	70.0%
Supported employment, Ind.	$ 14,147	$ 159,255	$ 228,445	$ 69,190	69.7%
Total Day Programs	$ 568,286	$ 4,494,707	$ 4,846,848	$ 352,141	92.7%
Other Services					
Self determination	$ -	$ 262,938	$ 2,843,602	$ 2,580,664	9.2%
Non-Medical: professional	$ 245,326	$ 4,405,814	$ 9,611,602	$ 5,205,788	45.8%
Non-Medical: programs	$ 2,137,060	$ 21,469,931	$ 26,373,464	$ 4,903,533	81.4%
Money Management	$ 52,507	$ 583,886	$ 745,045	$ 161,159	78.4%
Public transportation	$ 210,744	$ 4,295,817	$ 5,664,638	$ 1,368,821	75.8%
Prevention Services	$ 341,063	$ 2,629,203	$ 3,094,221	$ 465,018	85.0%
Other misc. services	$ 287,415	$ 3,194,257	$ 4,270,101	$ 1,075,844	74.8%
Mobile day program	$ 2,953	$ 44,891	$ 93,288	$ 48,397	48.1%
SSP restoration	$ 512	$ 475,577	$ 606,318	$ 130,741	78.4%
Individual/family training	$ 49,042	$ 599,674	$ 240,053	$ (359,621)	249.8%
Translator/Interpreter	$ 69,888	$ 649,082	$ 578,666	$ (70,416)	112.2%
Community activities support	$ 41,440	$ 475,065	$ 427,060	$ (48,005)	111.2%
Purchase reimbursement	$ 12,510	$ 64,142	$ 88,424	$ 24,282	72.5%
Professional technical support	$ 483	$ 64,888	$ 97,497	$ 32,609	66.6%
Program support	$ 85,280	$ 868,363	$ 2,475,668	$ 1,607,305	35.1%
Diaper service	$ 10,178	$ 80,937	$ 77,244	$ (3,693)	104.8%
Supported living	$ 4,620,933	$ 42,344,746	$ 49,611,970	$ 7,267,224	85.4%
Hospital Care	$ -	$ 4,900	$ 12,357	$ 7,457	39.7%
Medical equipment	$ 4,640	$ 55,188	$ 115,717	$ 60,529	47.7%
Medical service - Professional	$ 1,252,931	$ 10,190,051	$ 4,990,095	$ (5,199,956)	204.2%
Medical service - Programs	$ 7,314	$ 96,888	$ 102,907	$ 6,019	94.2%
Respite: in own home	$ 262,843	$ 3,195,065	$ 4,197,618	$ 1,002,553	76.1%
Respite: out of home	$ 5,922	$ 31,997	$ 113,503	$ 81,506	28.2%
Camps	$ -	$ 2,501	$ 3,267	$ 766	76.6%
Total Other Services	$ 9,700,984	$ 96,085,801	$ 116,434,324	$ 20,348,523	82.5%
Community Placement (CPP)	$ 22,005	131,285	$ 1,231,450	$ 1,100,165	10.7%
Total Purchase of Services	$ 11,220,148	$ 110,478,861	$ 132,757,374	$ 22,584,392	83.2%
Prior year Total POS, Paid YTD	$ 10,207,907	$ 98,812,320	$ 115,925,804	$ 73,892,051	36.3%
Increase (decrease)	$ 1,012,241	$ 11,666,541	$ 16,831,570	$ (51,307,659)	n/a
Percent change	9.9%	11.8%	14.5%	-69.4%	n/a

Redwood Coast Regional Center
Operations
Through May 31st, 2020 of FY 2019 - 2020, 92% of the Budget Year

	Current Month	Year-To-Date	Current Allocation	Remainer of Allocation	Percent Spent YTD
Personnel Expense					
Personnel	$ 494,365	5,333,004	$ 6,625,338	$ 1,292,334	80.5%
Consulting /Temp Services	$ 2,530	$ 41,056	$ 174,103	$ 133,047	23.6%
Benefits	$ 246,864	$ 2,748,606	$ 3,234,464	$ 485,858	85.0%
Total	$ 743,759	$ 8,122,666	$ 10,033,904	$ 1,911,239	81.0%
Operating Expenses					
Equipment rental	$ 4,710	$ 48,613	$ 69,740	$ 21,127	69.7%
Equipment maintenance	$ 19,912	$ 35,169	$ 20,975	$ (14,194)	167.7%
Facility rent	$ 70,342	$ 767,038	$ 965,680	$ 198,642	79.4%
Facility maintenance	$ 7,268	$ 54,213	$ 70,732	$ 16,519	76.6%
Telephone	$ 18,893	$ 175,825	$ 211,338	$ 35,513	83.2%
Postage	$ 5,270	$ 58,347	$ 66,751	$ 8,404	87.4%
General office	$ 2,749	$ 63,648	$ 87,682	$ 24,034	72.6%
Printing/copier	$ 752	$ 13,935	$ 17,930	$ 3,995	77.7%
Insurance	$ -	$ 85,230	$ 91,902	$ 6,672	92.7%
Utilities	$ 6,884	$ 89,380	$ 127,486	$ 38,106	70.1%
Data processing	$ 915	$ 27,545	$ 40,574	$ 13,029	67.9%
Bank service fees	$ 4,666	$ 9,571	$ 971	$ (8,600)	985.7%
Interest	$ -	$ 6,219	$ 13,835	$ 7,616	45.0%
Legal fees	$ 4,301	$ 19,844	$ 40,288	$ 20,444	49.3%
Board of directors	$ 139	$ 14,826	$ 20,935	$ 6,109	70.8%
				$ -	
Accounting fees	$ 10,000	$ 42,000	$ 42,000	$ -	0.0%
Equipment purchases	$ 64,648	$ 101,055	$ 22,911	$ (78,144)	441.1%
Consulting, administration	$ -	$ 24,142	$ 43,236	$ 19,094	55.8%
Travel	$ 3,653	$ 183,281	$ 206,461	$ 23,180	88.8%
ARCA dues	$ 26,744	$ 53,488	$ 31,732	$ (21,756)	168.6%
Advertising	$ 2,557	$ 27,091	$ 17,380	$ (9,711)	155.9%
Training/Educational materials	$ 1,916	$ 11,877	$ 20,888	$ 9,011	56.9%
Fees, licenses and misc.	$ 1,598	$ 38,698	$ 56,321	$ 17,623	68.7%
Total Operating Expenses	$ 257,917	$ 1,951,035	$ 2,287,748	$ 336,713	85.3%
CPP OPS	$ 33,404	255,681	$ 220,779	$ (34,902)	132.7%
Less Income	$ 8,798	62,359	$ 74,422	$ 12,063	83.8%
Net Operating Expense	$ 282,523	$ 2,144,357	$ 2,434,105	$ 289,748	88.1%
Total Operations Expense	$ 1,026,282	$ 10,267,023	$ 12,475,842	$ 2,208,819	82.3%
Prior year Total OPS, Paid YTD	$ 845,336	$ 9,906,213	$ 10,755,755	$ 6,272,314	41.7%
Increase (decrease)	$ 180,946	$ 360,810	$ 1,720,087	$ (4,063,495)	n/a
Percent change	21.4%	3.6%	16.0%	-64.8%	n/a

Redwood Coast Regional Center
Prior Years Contract Status
Through May 31st, 2020 of FY 2019 - 2020, 92% of the Budget Year

Prior Year, FY 18-19

Operations:	Total	Regular	CPP
Total Allocation (E-4)	$ 10,900,774	$ 10,662,215	$ 238,559
Total Spent	$ 10,899,489	$ 10,660,930	$ 238,559
Balance Remaining	$ 1,285	$ 1,285	$ -

Purchase of Services:	Total	Regular	CPP	Part C + HCBS
Total Allocation (E-4)	$ 117,598,023	$ 115,401,740	$ 932,342	$ 1,263,941
Total Spent	$ 112,555,538	$ 111,386,110	$ 308,307	$ 861,121
Balance Remaining or (under-funded)	$ 5,042,485	$ 4,015,630	$ 624,035	$ 402,820

Prior Year, FY 17 - 18

Operations:	Total	Regular	CPP	Security & Outreach
Total Allocation (D-5)	$ 10,968,496	$ 10,452,881	$ 194,479	$ 321,136
Total Spent	$ 10,962,873	$ 10,451,406	$ 192,727	$ 318,740
Balance Remaining	$ 5,623	$ 1,475	$ 1,752	$ 2,396

Purchase of Services:	Total	Regular	CPP	Part C + HCBS
Total Allocation (D-5)	$ 105,661,294	$ 104,226,115	$ 220,332	$ 1,214,847
Total Spent	$ 104,574,030	$ 103,162,777	$ 196,406	$ 1,214,847
Balance Remaining or (under-funded)	$ 1,087,264	$ 1,063,338	$ 23,926	$ -

Notes:

1 DDS leaves fiscal records open a total of 3 years (the current year and the two prior years, which are noted above). They then "close" the FY and allow no more activity.

Redwood Coast Regional Center
POS Expenses, Year-Over-Year

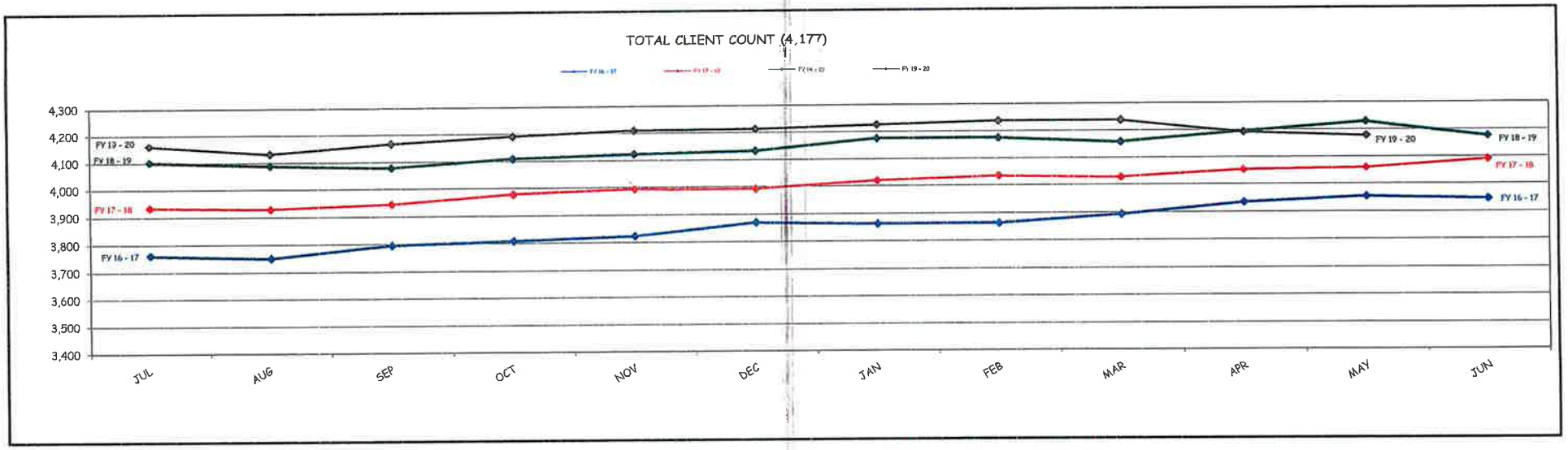

Clients	Average	JUL	AUG	SEP	OCT	NOV	DEC	JAN	FEB	MAR	APR	MAY	JUN
FY 15 - 16	3,644	3,533	3,562	3,557	3,603	3,623	3,643	3,648	3,656	3,677	3,727	3,725	3,773
FY 16 - 17	3,856	3,762	3,751	3,795	3,808	3,823	3,871	3,864	3,864	3,893	3,935	3,955	3,946
FY 17 - 18	4,005	3,936	3,930	3,946	3,979	3,955	3,993	4,020	4,035	4,028	4,053	4,059	4,090
FY 18 - 19	4,145	4,102	4,088	4,078	4,109	4,123	4,133	4,175	4,175	4,157	4,194	4,229	4,174
FY 19 - 20	4,195	4,162	4,132	4,167	4,191	4,210	4,213	4,226	4,238	4,238	4,192	4,177	
% Change to PY		6.5%	5.3%	6.7%	5.7%	5.5%	6.3%	5.9%	5.7%	5.5%	5.6%	6.2%	4.6%

NOTES: 1. This graph only includes data for Status 1, status 2 and DC Clients
a) Status 1 clients are "Prevention/High Risk Clients."
b) Status 2 clients are "active" clients.
c) DC clients are clients that reside in a developmental center.

Redwood Coast Regional Center
POS Expenses, Year-Over-Year

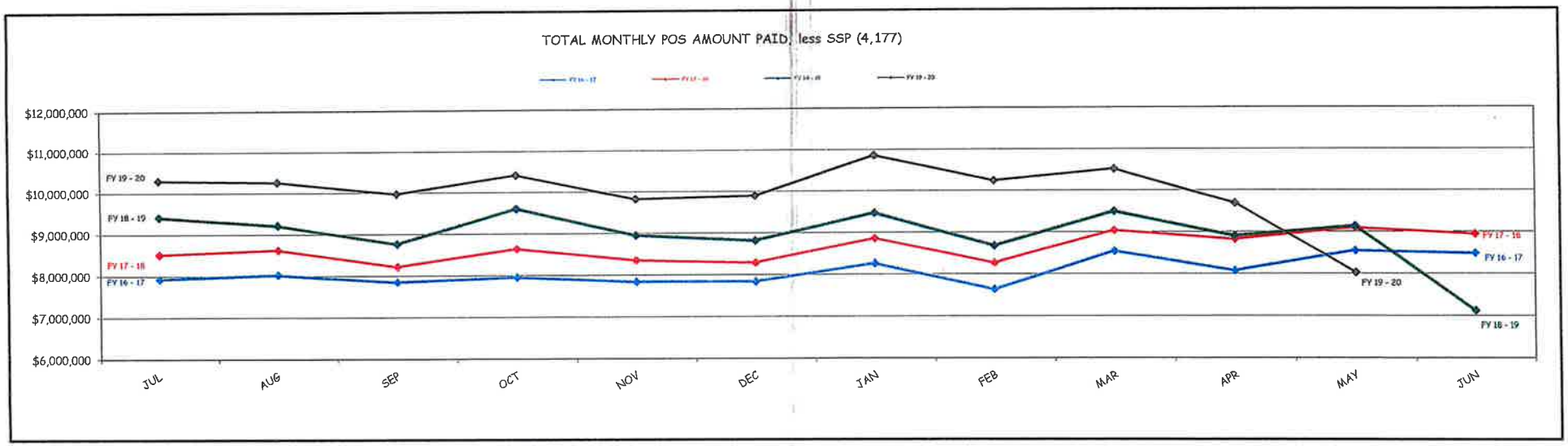

Total POS Paid

	Total	Average	JUL	AUG	SEP	OCT	NOV	DEC	JAN	FEB	MAR	APR	MAY	JUN
FY 15 - 16	83,355,343	6,946,279	7,072,317	6,616,712	6,594,482	6,944,392	6,632,560	6,875,850	6,936,545	6,871,844	7,369,865	7,047,521	7,178,665	7,214,590
FY 16 - 17	97,012,406	8,084,367	7,928,499	8,030,379	7,846,968	7,961,207	7,846,962	7,846,667	8,267,486	7,646,341	8,542,676	8,076,557	8,541,943	8,476,721
FY 17 - 18	103,682,934	8,640,245	8,517,487	8,625,337	8,224,658	8,636,934	8,356,455	8,289,419	8,862,518	8,263,720	9,039,457	8,824,022	9,098,707	8,944,220
FY 18 - 19	107,558,201	8,963,183	9,414,671	9,218,396	8,761,741	9,598,697	8,956,517	8,818,047	9,468,685	8,676,403	9,492,443	8,904,106	9,133,022	7,115,473
FY 19 - 20	110,003,279	10,000,298	10,303,351	10,265,482	9,973,916	10,420,009	9,819,654	9,891,613	10,860,298	10,242,663	10,514,806	9,682,474	8,029,013	
% Change to PY		16.4%	12.1%	21.4%	19.0%	14.6%	18.3%	14.1%	19.2%	11.3%	15.9%	14.6%	.	17.5%

NOTES: 1. Total costs are "Less SSP" as SSP funds are a pass through and are not truly a POS expense. SSP is the State program which augments the Federal Supplemental Security Income (SSI).
2. There is a typical one or two month decline based on late billings from several large providers.

Redwood Coast Regional Center
POS Expenses, Year-Over-Year

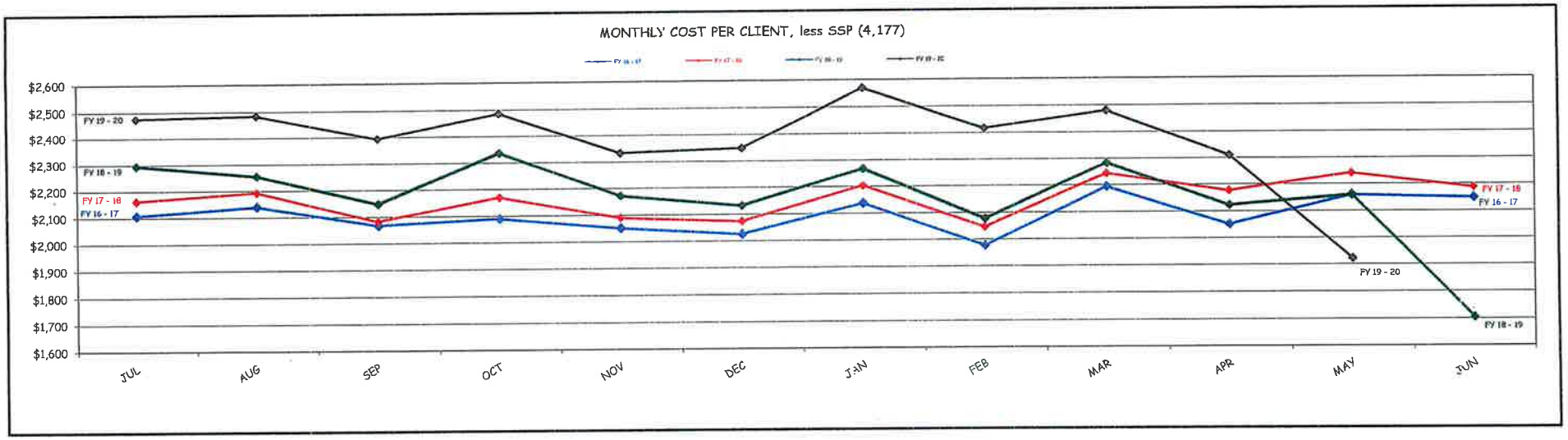

Cost per Client

	Total	Average	JUL	AUG	SEP	OCT	NOV	DEC	JAN	FEB	MAR	APR	MAY	JUN
FY 15 - 16	22,874	1,906	2,002	1,858	1,854	1,927	1,851	1,887	1,901	1,860	2,004	1,891	1,927	1,912
FY 16 - 17	25,160	2,097	2,108	2,141	2,068	2,091	2,053	2,027	2,140	1,979	2,194	2,052	2,160	2,148
FY 17 - 18	25,884	2,157	2,164	2,195	2,084	2,171	2,052	2,076	2,205	2,048	2,244	2,177	2,242	2,187
FY 18 - 19	25,958	2,163	2,295	2,255	2,149	2,336	2,172	2,134	2,268	2,078	2,283	2,123	2,160	1,705
FY 19 - 20	26,220	2,304	2,476	2,484	2,394	2,486	2,332	2,348	2,570	2,417	2,481	2,310	1,922	
% Change to PY		10.0%	5.3%	15.2%	11.5%	3.5%	12.1%	7.4%	12.5%	5.3%	9.5%	8.5%	12.1%	12.3%

NOTES: 1. Total costs are "Less SSP" as SSP funds are a pass through and are not truly a PCS expense. SSP is the State program which augments the Federal Supplemental Security Income (SSI).
2. There is a typical one or two month decline based on late billings from several large providers.

Redwood Coast Regional Center
POS Expenses, Year-Over-Year

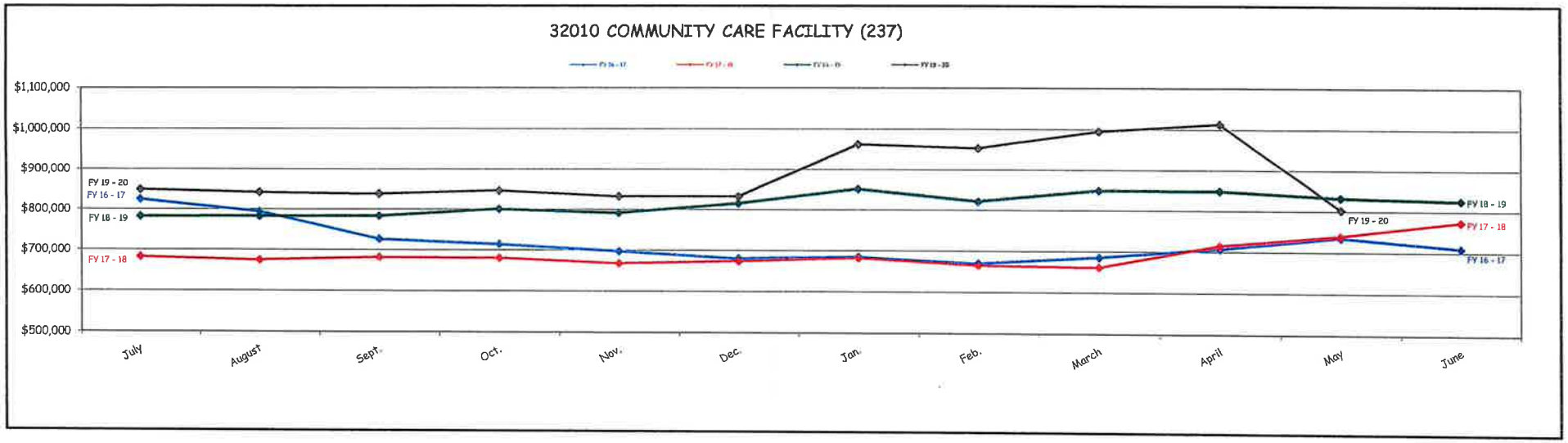

32010 COMMUNITY CARE FACILITY

	Total	Average	JUL	AUG	SEP	OCT	NOV	DEC	JAN	FEB	MAR	APR	MAY	JUN
FY 15 - 16	9,040,562	753,380	771,438	758,859	752,417	761,914	731,267	702,718	718,969	717,773	778,871	775,938	785,245	785,153
FY 16 - 17	8,635,043	719,587	824,406	793,983	726,593	714,801	698,531	681,483	685,414	670,787	686,492	707,387	735,399	709,767
FY 17 - 18	8,302,059	691,838	683,488	675,588	682,217	681,532	668,499	674,090	682,773	665,799	661,540	714,721	730,989	772,823
FY 18 - 19	9,784,968	815,414	782,048	782,750	783,062	800,651	791,419	815,799	851,462	822,035	848,858	848,478	832,966	825,440
FY 19 - 20	9,767,068	807,915	848,481	841,676	837,956	845,859	832,444	832,292	962,962	953,670	995,421	1,013,341	802,966	
% Change to PY		-4.5%	6.9%	4.6%	-3.4%	-6.2%	-4.5%	-3.0%	-4.7%	-6.5%	-11.9%	-8.8%	-6.3%	-9.6%

32010 Description - Residential: Crisis, adult, child, supplemental skills staffing

This GL Account includes Service Codes: (#Clients/#Vendors)

090 -- CRISIS INTERVENTION FACILITY/B (4/2)
109 -- SUPPLEMENTAL RESIDENTIAL PRGM (31/9)
113 -- SPECIALIZED RES'L FAC'Y (HABIL (20/6)
321 -- RESIDENTIAL FACILITY (2/1)
904 -- FAMILY HOME AGENCY (98/4)
905 -- RES FAC ADULTS-OO (17/6)
910 -- RES FAC CHILD-OO (1/1)
915 -- RES FAC ADULTS-SO (64/10)
920 -- RES FAC CHILD-SO (0/0)

NOTES: Community Care Facilities (CCFs) are licensed by the Community Care Licensing Division of the State Department of Social Services to provide 24-hour non-medical residential care to children and adults with developmental disabilities who are in need of personal services, supervision, and/or assistance essential for self-protection or sustaining the activities of daily living. Based upon the types of services provided and the persons served, each CCF vendored by a regional center is designated one of the following service levels:

SERVICE LEVEL 1: Limited care and supervision for persons with self-care skills and no behavior problems.

SERVICE LEVEL 2: Care, supervision, and incidental training for persons with some self-care skills and no major behavior problems.

SERVICE LEVEL 3: Care, supervision, and ongoing training for persons with significant deficits in self-help skills, and/or some limitations in physical coordination and mobility, and/or disruptive or self-injurious behavior.

SERVICE LEVEL 4: Care, supervision, and professionally supervised training for persons with deficits in self-help skills, and/or severe impairment in physical coordination and mobility, and/or severely disruptive or self-injurious behavior. Service Level 4 is subdivided into Levels 4A through 4I, in which staffing levels are increased to correspond to the escalating severity of disability levels.

Redwood Coast Regional Center
POS Expenses, Year-Over-Year

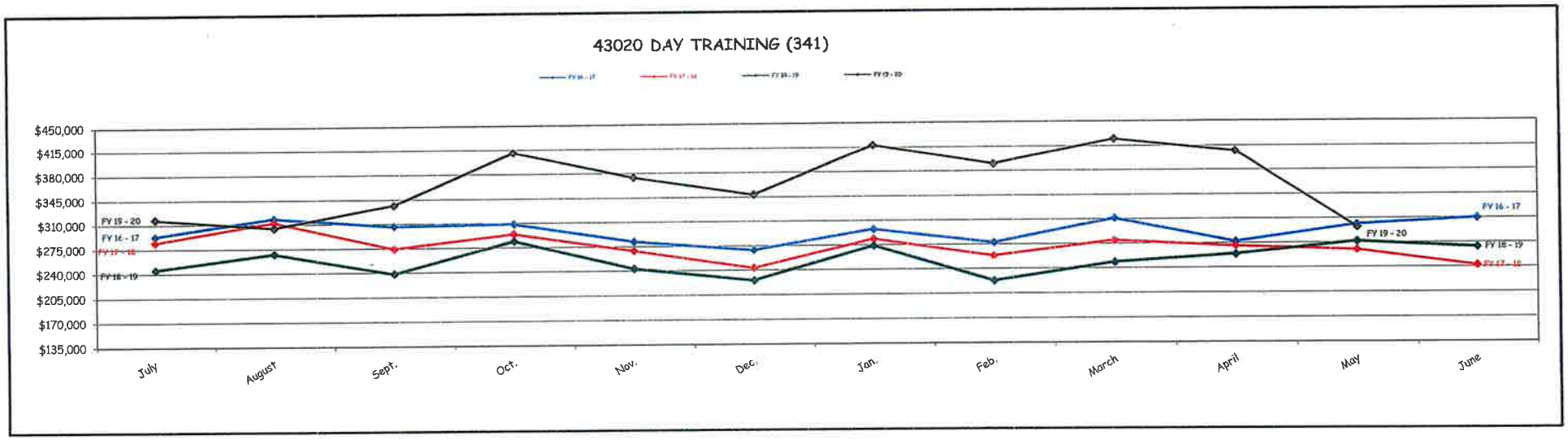

43020 - DAY TRAINING

	Total	Average	JUL	AUG	SEP	OCT	NOV	DEC	JAN	FEB	MAR	APR	MAY	JUN
FY 15 - 16	3,117,792	259,816	247,267	244,255	251,378	265,203	227,137	246,092	249,050	261,767	291,168	267,744	279,432	284,299
FY 16 - 17	3,552,318	296,027	292,963	318,029	306,273	308,616	282,353	269,400	297,798	278,046	311,111	277,289	300,805	309,635
FY 17 - 18	3,280,761	312,905	284,770	312,905	274,521	294,295	269,250	243,843	283,786	258,807	273,601	271,265	265,007	242,711
FY 18 - 19	3,055,296	254,608	245,367	267,646	238,205	284,139	243,501	225,680	274,164	223,098	243,865	259,114	276,980	268,537
FY 19 - 20	4,030,253	366,387	317,341	304,760	336,627	410,717	374,288	348,317	418,356	389,950	425,522	407,190	297,185	
% Change to PY		13.9%	18.5%	30.2%	21.8%	16.4%	24.3%	9.5%	19.6%	6.2%	5.8%	3.6%	7.6%	8.9%

43020 Description - Day Training: Adult - self-advocacy, employment trng, social rec., money management, self care. Infant - Development of physical, cognative, language and psycosocial development.

This GL Account includes Service Codes: (#Clients/#Vendors)

110 -- SUPPLEMENTAL DAY SRVS PRGM SUP (16/2)
320 -- COMM LIVING SUPPORTS (14/2)
505 -- ACTIVITY CENTER (0/0)
510 -- ADJLT DEVELOPMENT CT (112/4)
515 -- BEHAVIOR MGMT PROGRM (0/1)
520 -- INDEPENDENT LIVING (105/11)
805 -- INFANT DEV PROGRAM (94/3)

NOTES: Day programs are community-based programs for individuals served by a regional center. They are available when those services are included in that person's Individual Program Plan (IPP). Day program services may be at a fixed location or out in the community. Types of services available through a day program include:

a) Developing and maintaining self-help and self-care skills.
b) Developing the ability to interact with others, making one's needs known and responding to instructions.
c) Developing self-advocacy and employment skills.
d) Developing community integration skills such as accessing community services.
e) Behavior management to help improve behaviors.
f) Developing social and recreational skills.

Redwood Coast Regional Center
POS Expenses, Year-Over-Year

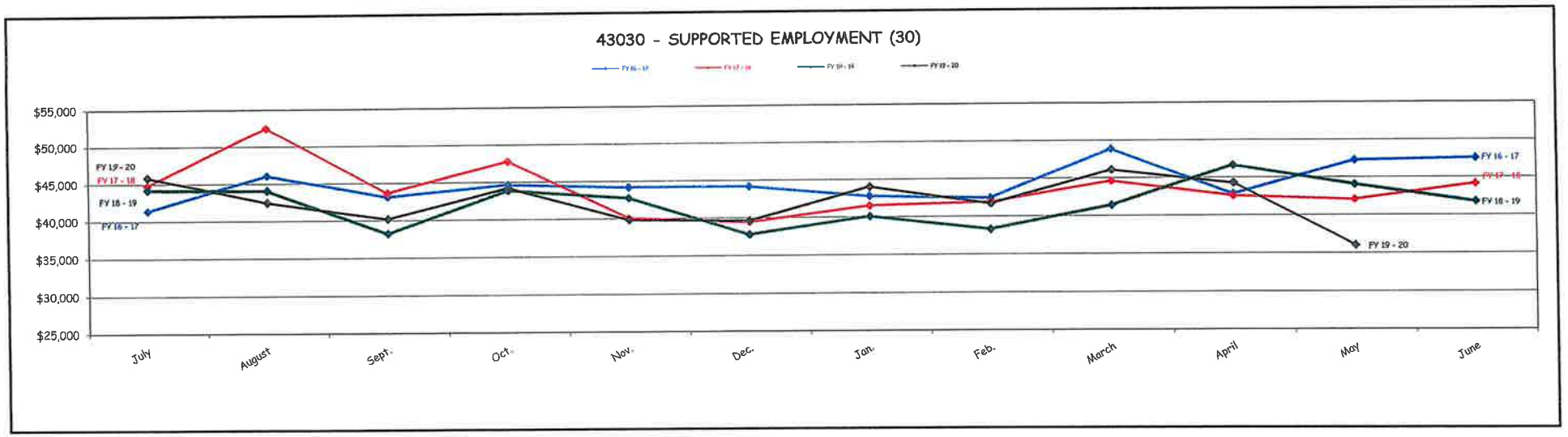

43030 SUPPORTED EMPLOYMENT

	Total	Average	JUL	AUG	SEP	OCT	NOV	DEC	JAN	FEB	MAR	APR	MAY	JUN
FY 15 - 16	433,273	36,106	34,908	33,634	32,582	38,286	36,121	36,109	33,329	33,850	40,844	38,078	37,454	38,078
FY 16 - 17	535,464	44,622	41,370	46,053	43,137	44,648	44,198	44,213	42,831	42,505	48,894	42,807	47,276	47,532
FY 17 - 18	525,322	43,777	44,811	52,553	43,701	47,828	40,075	39,475	41,525	41,908	44,589	42,626	42,077	44,154
FY 18 - 19	503,243	41,937	44,200	44,068	38,211	43,892	42,782	37,786	40,106	38,305	41,422	46,666	44,041	41,764
FY 19 - 20	464,455	42,223	45,868	42,496	40,195	44,227	39,861	39,630	44,021	41,720	46,099	44,299	36,039	
% Change to PY		23.6%	18.5%	36.9%	32.4%	16.6%	22.4%	22.4%	28.5%	25.6%	19.7%	12.4%	26.2%	24.8%

43030 Description - Supported Employment: Job coaching for individual and group.
This GL Account includes Service Codes: 950 -- SEP-GROUP PLACEMENT (1/2)
(#Clients/#Vendors) 952 -- SEP-INDIVIDUAL PLACEMENT (29/3)

NOTES: Supported Employment (SE) services through the Department of Rehabilitation (DOR) and regional centers can be provided either through the vocational rehabilitation program or the Habilitation Services Program (HSP). SE services are aimed at finding competitive work in a community integrated work setting for persons with severe disabilities who need ongoing support services to learn and perform the work. SE placements can be individual placements, or group placements (called enclaves), or work crews, such as landscaping crews. Support is usually provided by a job coach who meets regularly with the individual on the job to help him or her learn the necessary skills and behaviors to work independently. As the individual gains mastery of the job, the support services are gradually phased out.

The DOR is the main vocational rehabilitation program SE service provider for adults with developmental disabilities. However, if the DOR is unable to provide services due to fiscal reasons, the regional center may be able to help individuals served get a job by funding SE under the HSP, or by referring them to other programs that provide SE-like services if these services are available in their area.

Redwood Coast Regional Center
POS Expenses, Year-Over-Year

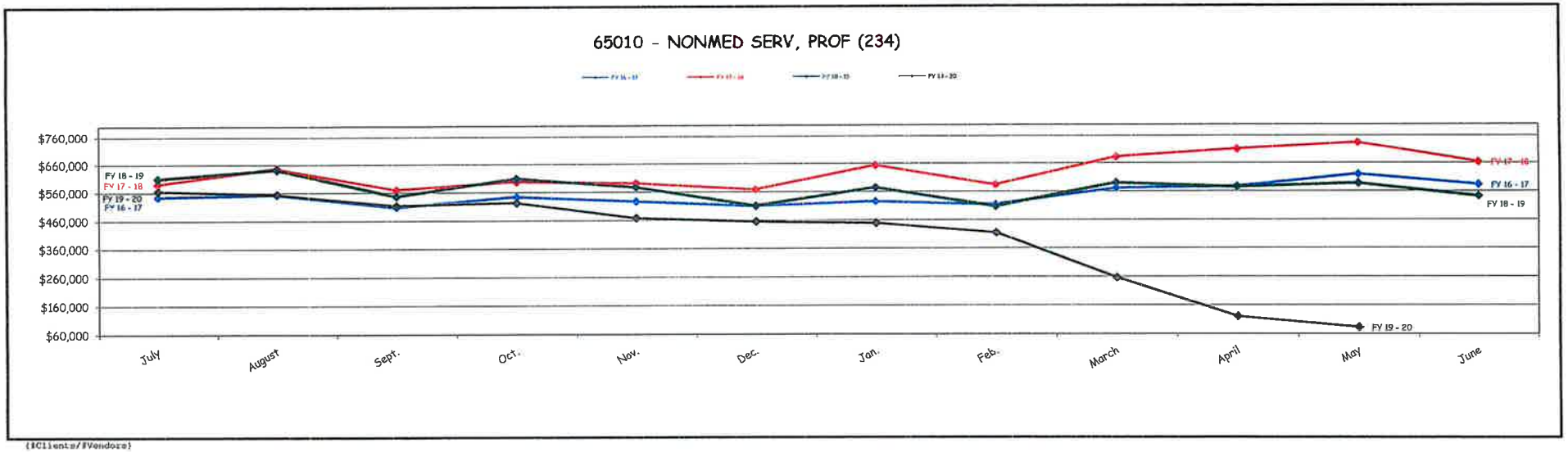

(#Clients/#Vendors)

65010 - NON-MED SERV, PROF

	Total	Average	JUL	AUG	SEP	OCT	NOV	DEC	JAN	FEB	MAR	APR	MAY	JUN
FY 15 - 16	7,281,123	606,760	614,560	620,816	599,850	643,182	589,819	658,375	663,846	617,419	650,854	559,459	554,915	508,028
FY 16 - 17	6,574,865	547,905	542,929	551,721	506,928	544,177	527,311	509,964	525,646	513,627	571,692	577,223	620,597	583,050
FY 17 - 18	7,592,823	632,735	590,890	647,219	569,795	597,565	592,791	568,456	654,473	583,839	681,530	709,263	733,231	663,801
FY 18 - 19	6,873,878	572,823	610,092	642,512	545,531	609,881	578,170	510,031	575,209	506,850	590,810	575,433	588,092	541,267
FY 19 - 20	4,405,814	400,529	566,473	554,017	513,216	522,981	468,377	455,752	449,334	414,833	256,167	121,135	83,529	
% Change to PY			-11.7%	-11.1%	-15.5%	-15.4%	-10.6%	-22.5%	-20.6%	-16.8%	-12.2%	3.2%	11.8%	14.8%

65010 Description - NonMed Serv. Prof (496): Assessment Svcs - Bx, Spec Ed, Audiology, OT, PT, intervention and treatment

This GL Account includes Service Codes: (#Clients/#Vendors)

056 -- INTERDISCIPLINARY ASSES.SER (10/11)
315 -- FMS-FISCAL AGENT (15/1)
357 -- ACUPUNCTURE SERVICES (0/1)
372 -- SPCH, HRNG, LANG SVC (1/1)
374 -- MASSAGE THERAPIST (0/1)
490 -- FMS F/EA (2/2)
491 -- FMS CO-EMPLOYER (9/2)
605 -- ADAPTIVE SKILL TRAIN (6/2)
612 -- BEHAVIOR ANALYST (67/14)
613 -- ASSCC BEHAVIOR ANALYST (0/0)
615 -- BEHAVIOR MGMT ASSIST (0/0)
620 -- BEHAVIOR MGMT CONSUL (85/3)
625 -- COUNSELING SERVICES (26/19)
635 -- INDEPENDENT LIV SPEC (0/1)
645 -- MOBILITY TRAIN SERV (0/2)
672 -- ED PSYCHOLOGIST (9/6)
678 -- TEACHER OF SPEC ED (0/1)
706 -- AUDIOLOGY (0/1)
707 -- SPEECH PATHOLOGY (4/5)
730 -- AUDIOLOGY FACILITY (0/1)
810 -- INFANT DEV(SPECIAL (0/1)

NOTES: 1. There is traditionally a significant dip in expenditures in the last month or two. This is attributed to several large behavioral providers who typically bill one or two months late.

Redwood Coast Regional Center
POS Expenses, Year-Over-Year

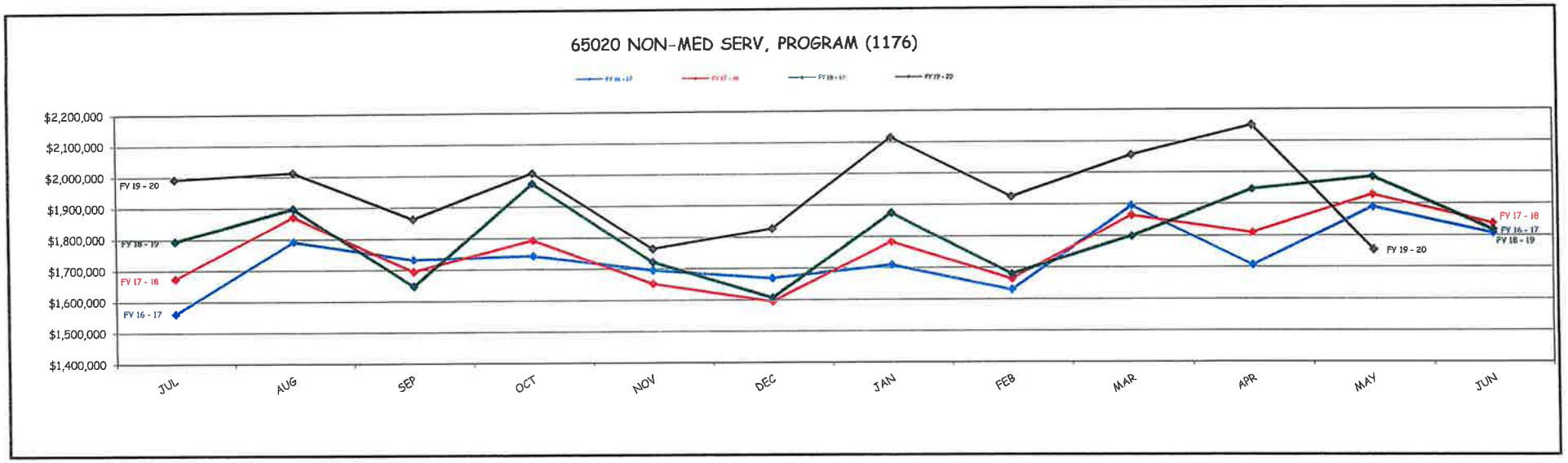

65020 Total NON-MED SERV - PROGRAM

	Total	Average	JUL	AUG	SEP	OCT	NOV	DEC	JAN	FEB	MAR	APR	MAY	JUN
FY 15 - 16	18,398,245	1,533,187	1,563,729	1,484,584	1,511,492	1,589,702	1,394,498	1,530,174	1,486,891	1,545,600	1,642,485	1,511,651	1,553,005	1,584,434
FY 16 - 17	20,838,602	1,736,550	1,561,977	1,792,424	1,733,118	1,744,178	1,696,931	1,670,100	1,710,430	1,631,407	1,895,167	1,707,299	1,888,558	1,807,013
FY 17 - 18	21,175,674	1,764,640	1,674,316	1,871,979	1,695,355	1,793,947	1,653,525	1,595,992	1,783,948	1,665,143	1,864,646	1,809,900	1,928,663	1,838,260
FY 18 - 19	21,745,942	1,812,162	1,793,485	1,897,255	1,647,900	1,974,272	1,722,621	1,607,522	1,874,985	1,680,188	1,799,340	1,945,768	1,985,077	1,817,529
FY 19 - 20	21,469,931	1,951,812	1,992,465	2,013,283	1,863,268	2,008,081	1,764,292	1,827,248	2,115,433	1,924,166	2,055,921	2,151,064	1,754,710	
% Change to FY		13.3%	-0.1%	20.7%	14.7%	9.7%	21.7%	9.1%	15.0%	5.6%	15.4%	12.9%	21.6%	14.0%

65020 Description - NonMed Serv. Prog. (946): Skill building - Bx, Parent, Social, Health/Dental, Community Integration

This GL Account includes Service Codes: (#Clients/#Vendors)

017 -- CRISIS TEAM-EVAL/BEHAV. INTERV (63/3)
048 -- CLIENT/PARENT SUPPORT/BEHV. IN (0/1)
055 -- COMMUNITY INTEGRATION TRAINING (824/33)
077 -- PARENT COORD.BEHAVIOR INTERV-A (1/1)
094 -- CREATIVE ART PROGRAM (64/3)
103 -- SPECIALIZED HLTH/TREATMNT/TRAI (169/14)
108 -- PARENTING SUPPORT SERVICES (29/1)
115 -- SPECIAL THERAPEUTIC SERV (3-20) (2/2)
117 -- BEHAVIOR ANALYST (24/9)
331 -- COMM INTEGRATION SUP (0/1)
612 -- BEHAVIOR ANALYST (0/1)

NOTES:

Redwood Coast Regional Center
POS Expenses, Year-Over-Year

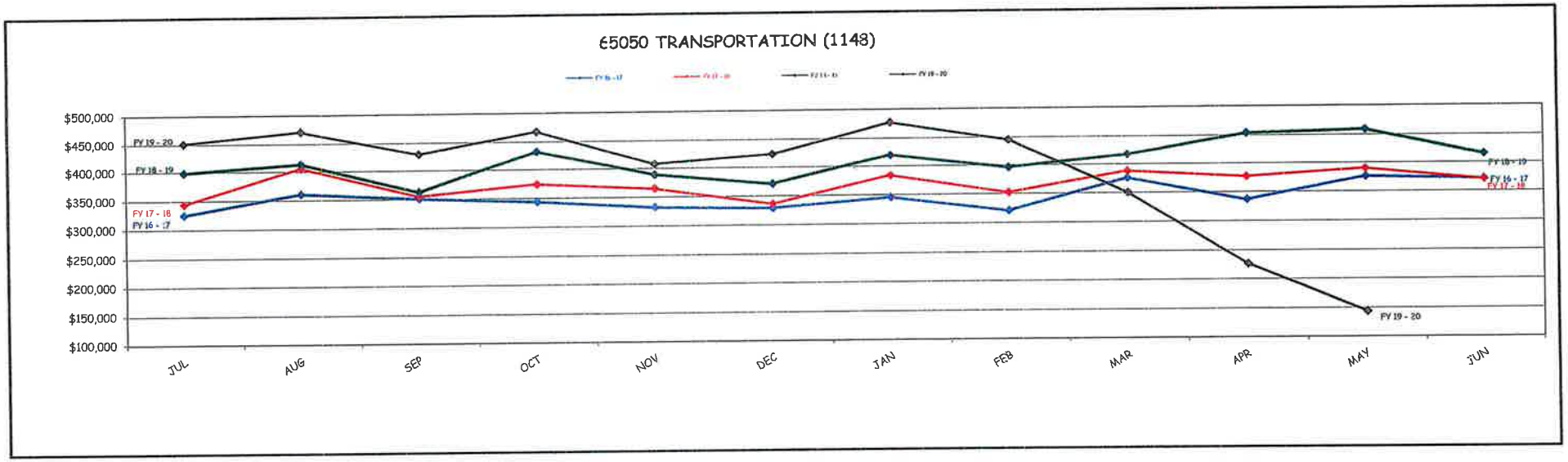

65050 TRANSPORTATION

	Total	Average	JUL	AUG	SEP	OCT	NOV	DEC	JAN	FEB	MAR	APR	MAY	JUN
FY 15 - 16	3,068,057	257,338	258,376	245,478	240,618	260,852	233,151	244,956	247,293	250,078	277,523	262,824	269,777	297,131
FY 16 - 17	4,171,376	347,615	324,949	360,762	351,141	344,374	332,769	329,273	346,128	321,490	375,910	336,944	375,842	371,794
FY 17 - 18	4,446,307	370,526	344,551	405,821	355,386	374,977	365,324	336,810	383,991	352,732	388,113	377,381	389,967	371,254
FY 18 - 19	4,929,623	410,802	398,261	423,126	362,440	432,370	389,296	371,474	420,132	396,278	417,673	453,770	459,137	415,666
FY 19 - 20	4,295,817	390,529	451,370	471,200	429,836	467,915	407,973	423,950	477,311	445,416	350,307	226,676	143,863	
% Change to PY		35.1%	25.8%	47.0%	45.9%	32.0%	42.7%	34.4%	40.0%	28.6%	35.5%	28.2%	39.3%	25.1%

65050 Description - Transportation: Transportation expense reimbursement
This GL Account includes Service Codes: (#Clients/#Vendors)

048 -- CLIENT/PARENT SUPPORT/BEHV. IN (0/0)
55 -- COMMUNITY INTEGRATIO (1/1)
105 -- TRAVEL REIMBURSEMENT (3/33)
330 -- NON-MED TRANSPORT (1/1)
425 -- TRANS FAMILY MEMBER (0/0)
470 -- PD TRANSPORTATION SVC-FAMILY M (0/3)
875 -- TRANS COMPANIES (200/1)
880 -- TRANS ADDITIONAL COM (359/26)
883 -- TRANSPORTATION BROKER (0/1)
885 -- TRANSPORTATION-MED (1/1)
890 -- TRANS PAR/AUTO DRIV (0/0)
895 -- TRANS PUBLIC TRANSIT (583/13)

NOTES: Transportation services are provided so persons with a developmental disability may participate in programs and/or other activities identified in the IPP. A variety of sources may be used to provide transportation including: public transit and other providers; specialized transportation companies; day programs and/or residential vendors and family members, friends, and others. Transportation services may include help in boarding and exiting a vehicle as well as assistance and monitoring while being transported.

Redwood Coast Regional Center
POS Expenses, Year-Over-Year

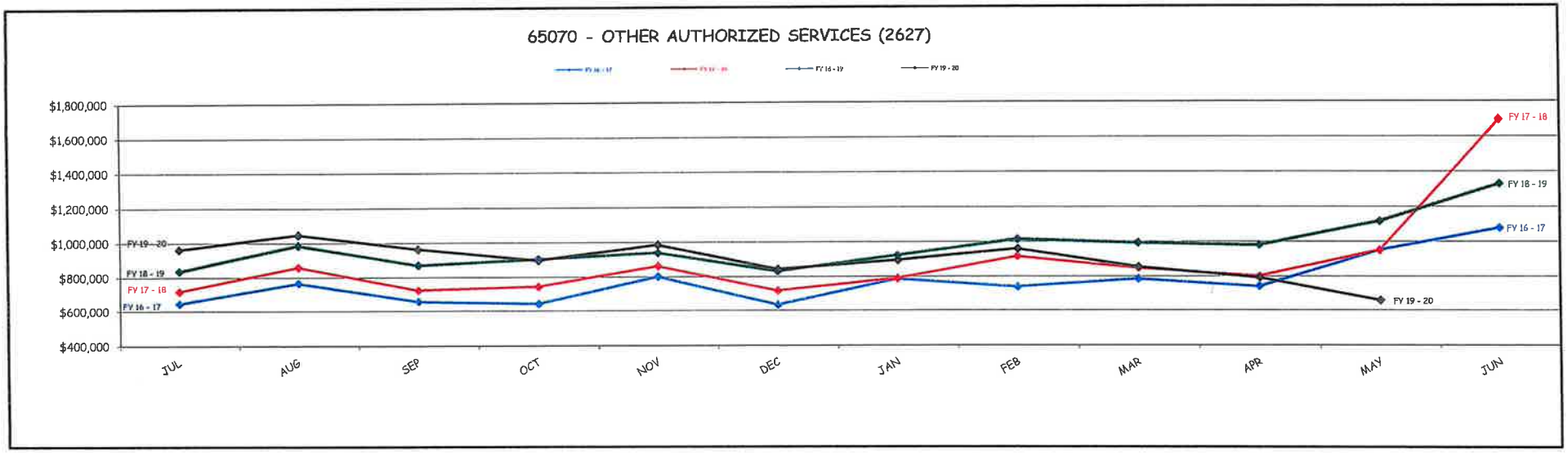

65070 OTHER AUTH SERV

	Total	Average	JUL	AUG	SEP	OCT	NOV	DEC	JAN	FEB	MAR	APR	MAY	JUN
FY 15 - 16	8,547,501	712,292	599,383	680,240	601,982	657,718	769,913	645,064	675,639	797,821	706,604	765,426	860,332	787,379
FY 16 - 17	9,234,279	769,523	644,618	765,658	658,092	643,452	803,020	635,486	788,895	741,265	785,659	741,538	949,862	1,076,734
FY 17 - 18	10,638,540	886,545	720,001	860,704	726,088	745,889	863,998	720,092	790,464	915,300	848,101	801,410	950,959	1,695,534
FY 18 - 19	11,722,098	976,842	835,481	985,451	869,294	902,122	939,775	832,482	922,347	1,014,875	993,837	980,229	1,116,415	1,329,790
FY 19 - 20	9,861,250	896,477	961,923	1,047,621	963,711	896,871	985,841	843,196	894,961	959,179	854,918	793,922	659,107	
% Change to PY		8.0%	7.5%	12.6%	9.3%	-2.2%	4.3%	-1.5%	16.8%	-7.1%	11.2%	-3.1%	10.4%	36.7%

65070 Description - Other Authorized Svcs: Vehicle modification, motel, purchase reimb., money mgmt, SSP, personal asst, record copy fee, communication aide, diaper svc, interpreter, translator, psychiatrist, sls svcs

This GL Account includes Service (#Clients/#Vendors)

021 -- VEHICLE MODIFICATION/ADAPTATIO (3/4)
022 -- MOTEL (1/1)
024 -- PURCHASE REIMBURSEMENT (3/20)
034 -- MONEY MANAGEMENT (707/11)
051 -- LIFELINE EMERGENCY MONITORING (64/4)
062 -- PERSONAL ASSISTANCE (111/13)
063 -- COMMUNITY ACTIVITIES SUPPORT S (87/10)
065 -- SSP RESTORATION (681/681)
073 -- PARENT COORD. SUPPORTED LIV. P (0/1)
091 -- IN-HOME DAY PROGRAM (1/1)
100 -- PROF.COPYING,REPORTING, PARALE (80/4)
101 -- Housing Services (7/5)
102 -- Individual/Family Training (18/11)
104 -- ENVIRONMENTAL ACCESSABILITY (1/5)
111 -- SUPPLEMENTAL PROG SUPPORT O (57/5)
112 -- COMMUNICATION AIDES (0/7)
333 -- PART-DIR GOODS/SVCS (1/1)
334 -- INDIV TRAIN AND EDUC (0/1)
335 -- EMPLOYMENT SUPPORTS (0/1)
336 -- TECHNOLOGY SUPPORTS (1/1)
339 -- PREVOCATIONAL SUPP (0/1)
340 -- INDEPEND FACILITATOR (0/1)
356 -- ENVIRONMENT ACCESS (0/1)
358-- PERS EMGCY RSPN SYST (0/1)
360 -- COMMUNICATION SUPP (1/1)
362 -- NUTRITIONAL CONSULT (0/1)
366 -- FAMILY/CONSUMR TRAIN (0/1)
371 -- TRAIN UNPAID CAREGVR (0/1)
377 -- VEHICLE MODIF/ADAPT (1/1)
610 -- ATTORNEY/LEGAL SERVICES (0/0)
627 -- DIAPER SERVICE (71/2)
642 -- INTERPRETER (4/2)
643 -- TRANSLATOR (118/11)
655 -- OUT-OF-STATE MANUFAC (0/1)
660 -- RETAIL/WHOLESALE (0/0)
780 -- PSYCHIATRIST (0/0)
896 -- SUPPORTED LIVING (609/33)

NOTES:

1. The significant spike in July, 2014 of $510,000 was a "pass through" of funds for a one time CPP start-up project by the University of California.

Redwood Coast Regional Center
POS Expenses, Year-Over-Year

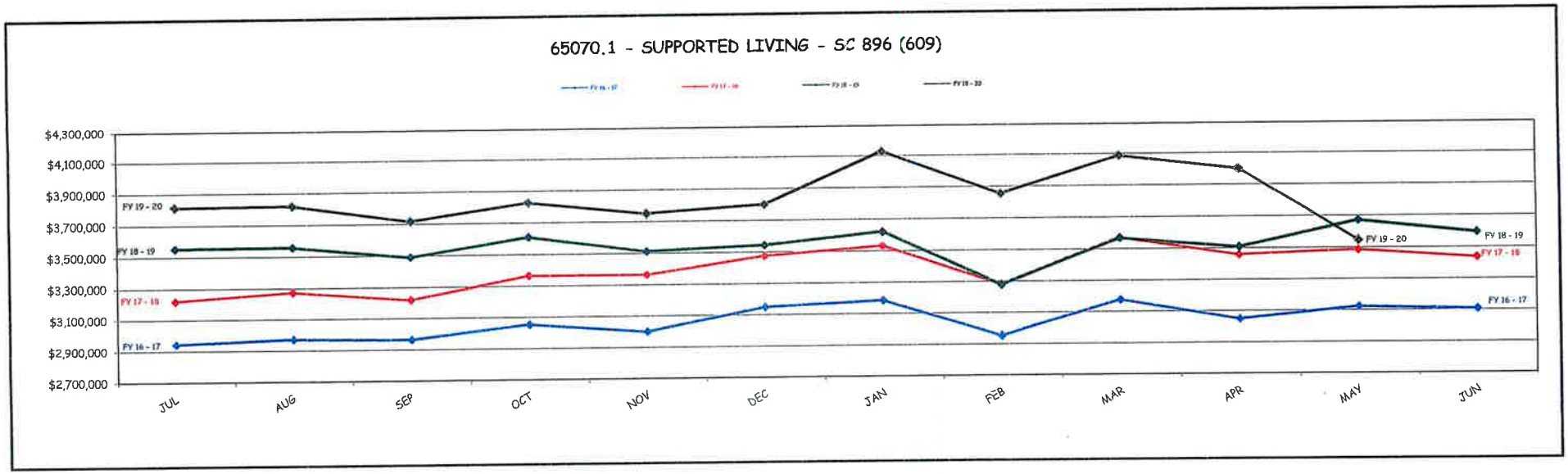

65070 SUPPORTED LIVING

	Total	Average	JUL	AUG	SEP	OCT	NOV	DEC	JAN	FEB	MAR	APR	MAY	JUN
FY 15 - 16	28,001,852	2,333,488	2,226,609	2,240,732	2,139,745	2,286,451	2,298,684	2,340,675	2,333,376	2,285,933	2,464,256	2,401,334	2,481,563	2,442,494
FY 16 - 17	36,698,667	3,058,222	2,945,424	2,974,351	2,966,093	3,054,562	3,002,014	3,152,206	3,138,021	2,955,895	3,178,455	3,050,325	3,124,518	3,106,803
FY 17 - 18	40,694,651	3,391,221	3,221,479	3,274,943	3,220,561	3,366,533	3,365,329	3,476,050	3,534,022	3,282,188	3,573,499	3,458,284	3,486,034	3,435,729
FY 18 - 19	42,520,127	3,543,344	3,553,874	3,558,325	3,489,787	3,611,848	3,513,573	3,545,507	3,622,915	3,279,662	3,569,738	3,508,595	3,671,581	3,594,722
FY 19 - 20	42,344,746	3,849,522	3,812,219	3,818,512	3,717,083	3,825,725	3,750,817	3,799,750	4,129,149	3,855,277	4,088,906	4,000,961	3,546,347	
% Change to PY		31.1%	32.3%	32.7%	38.6%	33.6%	30.6%	34.7%	33.2%	29.3%	29.0%	27.0%	25.9%	27.2%

65070.1 Description - Supported Living - SC 896 only): Support with daily living to include, pet care, moving, transportation, finances, etc.
This GL Account includes Service Codes: 896 -- SUPPORTED LIVING (609/33)
(#Clients/#Vendors)

NOTES: 1. There is traditionally a significant dip in expenditures in the last month or two. This is attributed to several large SLS providers who typically bill one or two months late.

SLS consist of a broad range of services to adults with developmental disabilities who, through the Individual Program Plan (IPP) process, choose to live in homes they themselves own or lease in the community. These services help individuals exercise meaningful choice and control in their daily lives, including where and with whom to live. SLS is designed to foster individuals' nurturing relationships, full membership in the community, and work toward their long-range personal goals. Because these may be life-long concerns, Supported Living Services are offered for as long and as often as needed, with the flexibility required to meet a persons' changing needs over time, and without regard solely to the level of disability. SLS may include:

a) Assistance with selecting and moving into a home;
b) Choosing personal attendants and housemates;
c) Acquiring household furnishings;
d) Common daily living activities and emergencies;
e) Becoming a participating member in community life; and,
f) Managing personal financial affairs, as well as other supports.

Redwood Coast Regional Center
POS Expenses, Year-Over-Year

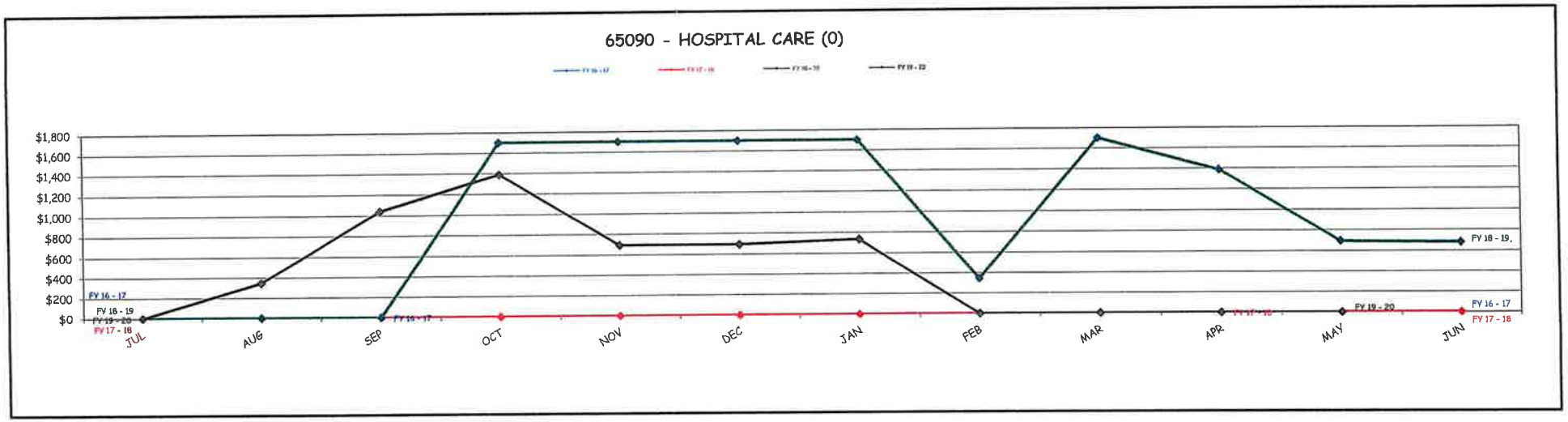

65090 HOSPITAL CARE

	Total	Average	JUL	AUG	SEP	OCT	NOV	DEC	JAN	FEB	MAR	APR	MAY	JUN
FY 15 - 16	-	-	-	-	-	-	-	-	-	-	-	-	-	-
FY 16 - 17	-	-	-	-	-	-	-	-	-	-	-	-	-	-
FY 17 - 18	-	-	-	-	-	-	-	-	-	-	-	-	-	-
FY 18 - 19	11,614	968	-	-	-	1,701	1,701	1,701	1,701	347	1,701	1,388	694	680
FY 19 - 20	4,900	445	-	347	1,041	1,388	694	694	736	-	-	-	-	
% Change to PY		N/A	N/A	N/A	N/A	N/A	N/A	N/A	N/A	N/A	N/A	N/A	N/A	N/A

65090 Description - Hospital Care: Acute Care Hospital - Medical/Psychiatric
This GL Account includes Service Codes: 700 -- ACUTE CARE HOSPITAL (0/1)
(#Clients/#Vendors)

Redwood Coast Regional Center
POS Expenses, Year-Over-Year

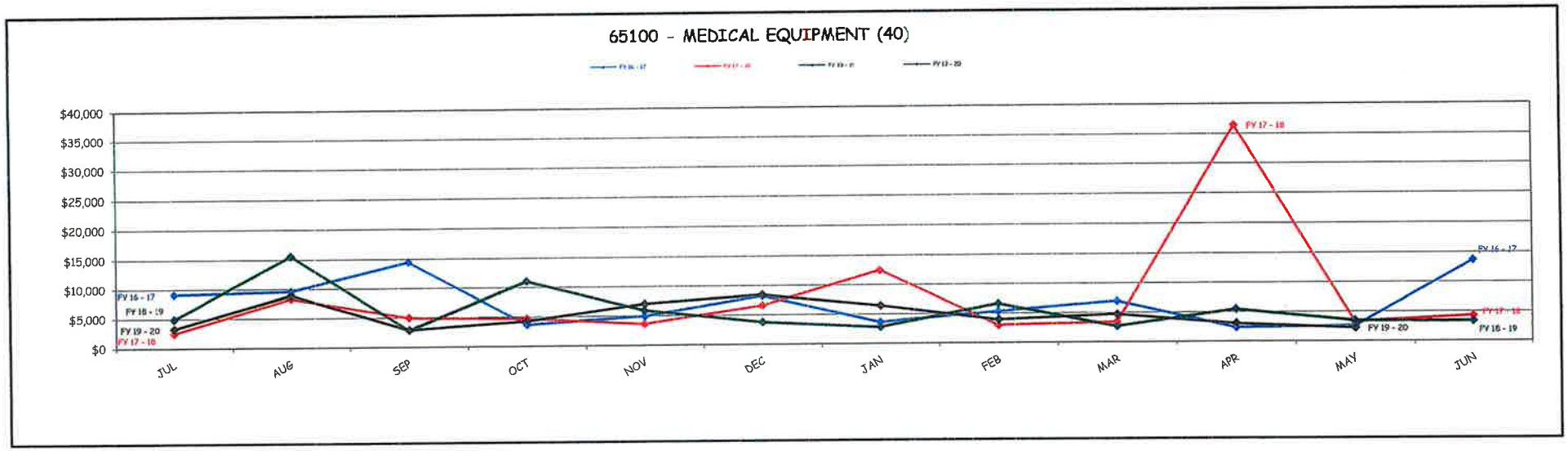

65100 - MEDICAL EQUIPMENT

	Total	Average	JUL	AUG	SEP	OCT	NOV	DEC	JAN	FEB	MAR	APR	MAY	JUN
FY 15 - 16	66,999	5,583	5,740	5,359	2,963	2,983	5,792	5,982	6,095	11,618	4,083	7,419	4,717	4,248
FY 16 - 17	84,207	7,017	9,032	9,524	14,430	3,606	4,957	8,232	3,661	5,324	6,952	2,328	2,535	13,626
FY 17 - 18	93,292	7,774	2,446	8,328	4,967	4,685	5,622	6,571	12,452	2,939	3,344	36,414	3,269	4,255
FY 18 - 19	68,278	5,690	4,858	15,558	2,803	11,017	5,922	3,775	2,783	6,645	2,662	5,437	3,467	3,351
FY 19 - 20	55,188	5,017	3,278	8,926	2,897	4,226	7,048	8,431	6,450	3,911	4,700	3,080	2,241	
% Change to PY		25.7%	57.4%	77.7%	387.0%	20.3%	-14.4%	37.6%	-39.9%	-54.2%	70.3%	-68.6%	-46.3%	220.8%

65100 Description - Medical Equipment: Durable medical equipment, diapers, medical services not included under in another SC.
This GL Account includes Service Codes: 365 -- SPEC MED EQUIP&SUPP (2/2)
(#Clients/#Vendors) 410 -- DIAPER & NUTR. SUPPL. FAM. MEM (1/9)
725 -- DURABLE MED EQUIPMENT (37/7)
760 -- OTHER MEDICAL SERV (0/1)

1.0%

Redwood Coast Regional Center
POS Expenses, Year-Over-Year

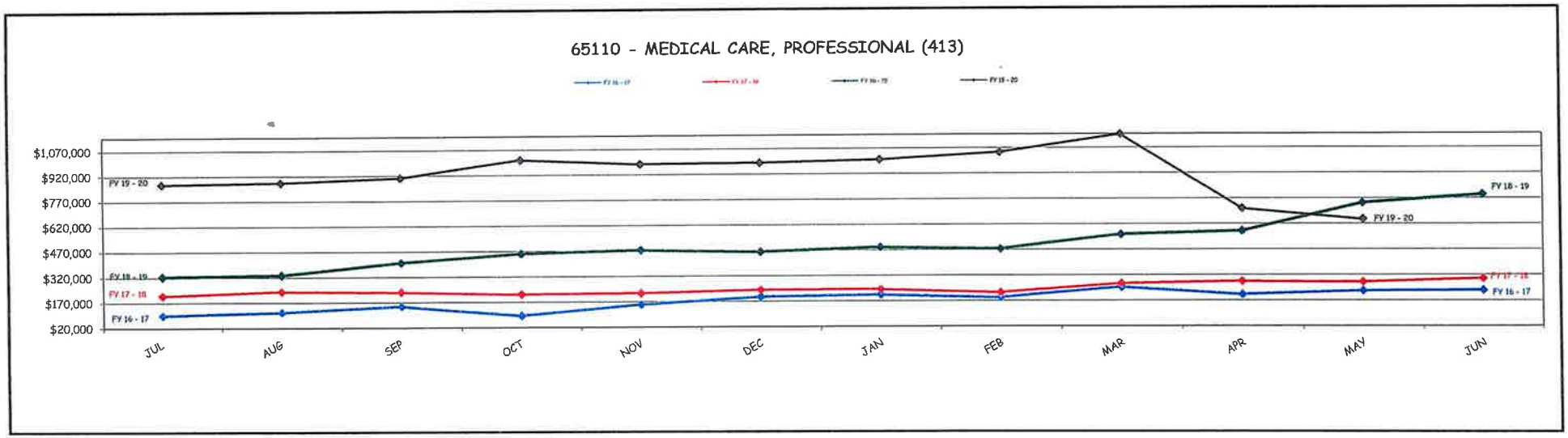

65110 - MEDICAL CARE, PROF.

	Total	Average	JUL	AUG	SEP	OCT	NOV	DEC	JAN	FEB	MAR	APR	MAY	JUN
FY 15 - 16	1,235,934	102,995	102,030	89,057	119,923	111,110	98,477	95,862	102,098	114,475	109,645	85,491	91,948	115,818
FY 16 - 17	2,089,112	174,093	92,604	110,827	144,508	88,546	152,805	196,592	207,166	190,801	248,854	203,736	224,602	228,071
FY 17 - 18	2,937,613	244,801	211,501	236,339	230,887	216,351	220,322	237,554	240,025	219,110	269,902	281,433	277,550	296,639
FY 18 - 19	6,082,246	506,854	324,292	332,540	403,585	455,429	474,721	461,762	486,455	476,321	558,473	577,216	741,524	789,928
FY 19 - 20	10,190,051	926,368	871,911	880,178	906,851	1,009,956	982,259	986,818	1,003,060	1,044,856	1,148,469	709,796	645,897	
% Change to PY		69.0%	-9.2%	24.4%	20.5%	438453.0%	55.2%	105.1%	102.9%	66.7%	127.0%	138.3%	144.3%	96.9%

65110 Description - Medical Care, Professional - Clinicians (i.e. phsrmacist, dentist, dietician, PT, OT, MD (medical & psychiatrist), psychologist.

This GL Account includes Service Codes: (#Clients/#Vendors)

009 -- MEDICARE PART D (8/3)
115 -- SPECIAL THERAPEUTIC SERV (3-20 (64/16)
117 -- SPECIAL THERAPEUTIC SERV (21+) (43/15)
367 -- DENTAL SERVICES (1/1)
368 -- LENSES AND FRAMES (0/1)
369 -- OPTOMETRIC/OPT SVCS (0/1)
370 -- PSYCHOLOGY SERVICES (0/1)
373 -- CHIROPRACTOR (0/1)
715 -- DENTISTRY (0/2)
720 -- DIETARY SERVICES (1/1)
765 -- PHARMACEUTICAL SERV (3/4)
772 -- PHYSICAL THERAPY (0/1)
773 -- OCCUPATIONAL THERAPY (0/1)
775 -- PHYSICIANS/SURGEONS (0/0)
780 -- PSYCHIATRIST (96/4)
785 -- CLINICAL PSYCHOLOGIST (197/6)

NOTES: 1. The increase starting in October, 2016 is due to a new service being started under the 117 service code (Special Therapeutic Services for clients age 21+).

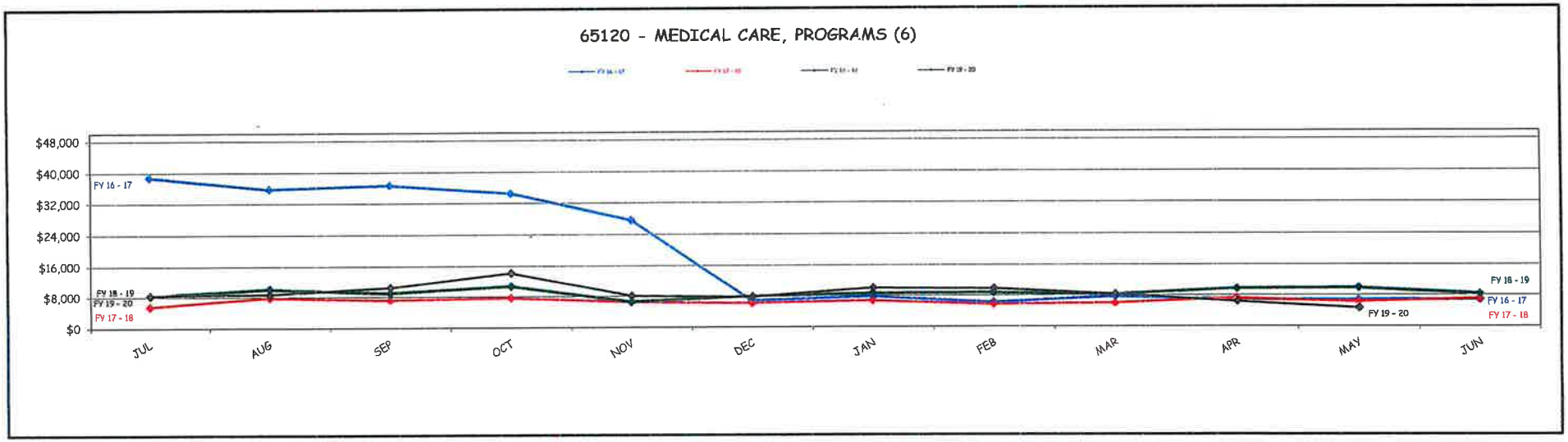

65120 - MEDICAL CARE, PROG

	Total	Average	JUL	AUG	SEP	OCT	NOV	DEC	JAN	FEB	MAR	APR	MAY	JUN
FY 15 - 16	463,570	38,631	39,940	40,225	41,101	42,113	38,750	36,337	33,913	41,418	33,922	35,840	40,489	39,522
FY 16 - 17	221,784	18,482	38,753	35,718	36,666	34,501	27,733	6,697	7,790	6,171	7,632	6,847	6,579	6,697
FY 17 - 18	79,350	6,613	5,493	7,812	7,137	7,643	6,534	6,142	6,694	5,679	5,856	7,182	6,238	6,940
FY 18 - 19	105,563	8,797	8,276	10,017	8,941	10,643	6,549	7,922	8,573	8,727	8,215	9,629	9,799	8,272
FY 19 - 20	96,888	8,808	8,431	8,743	10,433	14,207	8,174	7,768	10,045	9,810	8,299	6,333	4,645	
% Change to FY		-52.2%	-3.0%	-11.2%	-10.8%	-18.1%	-28.4%	-81.6%	-77.0%	-85.1%	-77.5%	-80.9%	-83.8%	-83.1%

65120 Description - Medical Care, Programs - Health Centers (i.e., Audiology facility). Health Care Professionals (i.e. LVN, RN, HHA, Pharmacist)

This GL Account includes Service Codes: (#Clients/#Vendors)

361 -- SKILLED NURSING (1/1)
702 -- ADULT DAY HEALTH CENTER (3/2)
730 -- AUDIOLOGY FACILITY (0/1)
742 -- LICENSED VOCATIONAL NURSE (1/1)
744 -- REGISTERED NURSE (0/2)
765 -- PHARMACEUTICAL SERV (0/1)
854 -- HOME HEALTH AGENCY (1/1)

NOTES: 1. The sharp increase in October of FY 2014-15 is due to reclassifying several medical services (RN, LVN, home health aid, day program, SNF and related milege costs into this account from the In-Home Respite account. This was done as these expenses more appropriate belong in this category.
2. The decrease starting in July, 2017 is due to a Home Health Agency closing.

Redwood Coast Regional Center
POS Expenses, Year-Over-Year

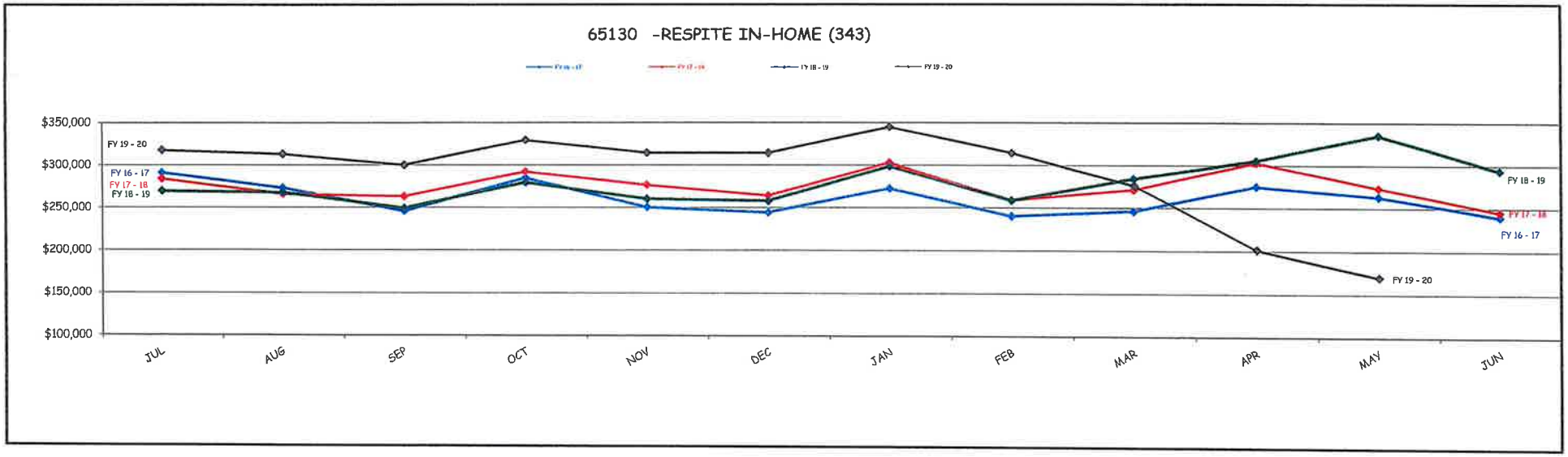

65130 - RESPITE IN-HOME

	Total	Average	JUL	AUG	SEP	OCT	NOV	DEC	JAN	FEB	MAR	APR	MAY	JUN
FY 15 - 16	2,752,298	229,358	249,941	218,690	219,553	241,287	217,197	195,275	239,423	221,585	228,053	236,961	240,644	243,689
FY 16 - 17	3,128,479	260,707	291,018	273,104	245,648	284,758	250,696	244,841	272,882	240,752	246,379	275,111	263,082	240,208
FY 17 - 18	3,302,290	275,191	284,021	265,940	263,209	292,298	276,882	264,466	303,002	258,908	271,178	302,789	273,672	245,925
FY 18 - 19	3,359,088	279,924	269,360	267,587	249,087	279,383	260,202	257,956	298,699	258,788	284,253	305,264	334,718	293,791
FY 19 - 20	3,195,065	290,460	317,218	312,808	300,149	329,343	314,224	313,927	345,135	314,292	276,303	201,668	169,998	
% Change to PY		13.7%	16.4%	24.9%	11.9%	18.0%	15.4%	25.4%	14.0%	8.6%	8.0%	16.1%	9.3%	-1.4%

65130 Description - Respite in-home - Provided by family, HHA to include nursing and respite care in the home.

This GL Account includes Service Codes: (#Clients/#Vendors)

310 - RESPITE IN-HOME (1/1)
359 - HOME HEALTH AIDE (0/1)
420 - RESPITE SERVICE FAMILY MEMBER (0/0)
460 - PD NURSING SVC-FAMILY MEMBER (1/1)
465 - PD RESPITE SVC-FAMILY MEMBER (6/1)
491 - FMS CO-EMPLOYER (0/1)
854 -HOME HEALTH AGENCY (0/1)
858 - HOMEMAKER (7/1)
860 - HOMEMAKER PROGRAM (23/3)
862 - IN-HOME RESPITE SERV (305/7)

NOTES: In-Home Respite Services are intermittent or regularly scheduled temporary non-medical care and/or supervision provided in the person's home. In-Home Respite services are support services which typically include:

a) Assisting the family members to enable a person with developmental disabilities to stay at home;
b) Providing appropriate care and supervision to protect that person's safety in the absence of a family member(s);
c) Relieving family members from the constantly demanding responsibility of providing care; and
d) Attending to basic self-help needs and other activities that would ordinarily be performed by the family member.

Redwood Coast Regional Center
POS Expenses, Year-Over-Year

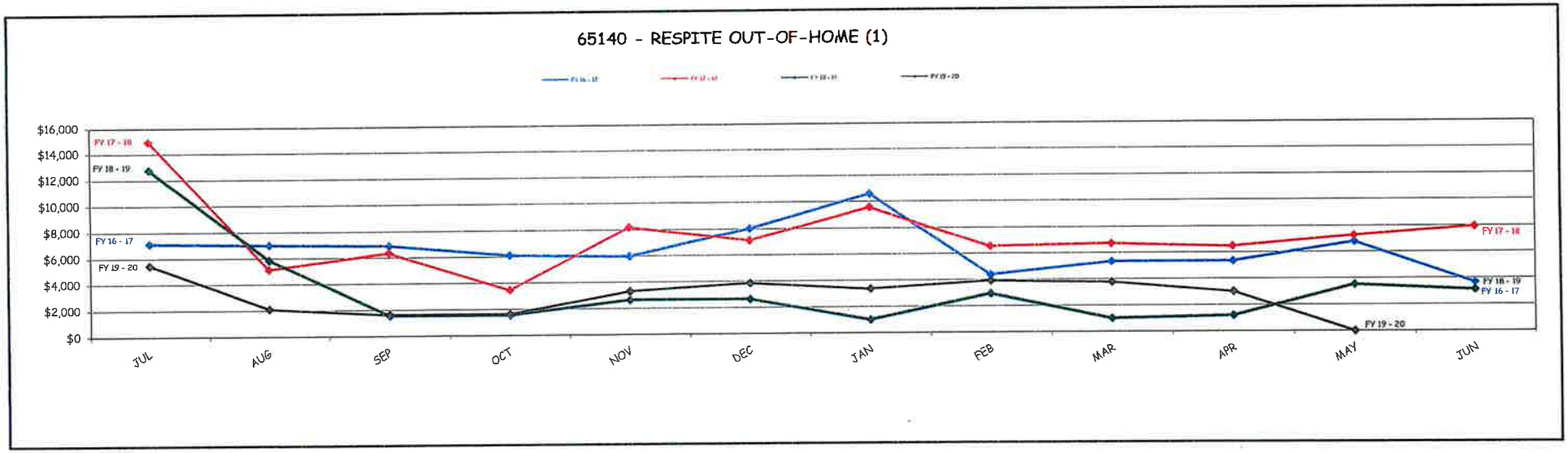

65140 - RESPITE OUT-OF-HOME

	Total	Average	JUL	AUG	SEP	OCT	NOV	DEC	JAN	FEB	MAR	APR	MAY	JUN
FY 15 - 16	55,089	4,591	7,745	3,245	4,429	3,146	3,388	3,403	4,712	4,829	5,987	5,694	4,737	3,774
FY 16 - 17	77,470	6,456	7,124	7,003	6,913	6,146	6,015	8,056	10,625	4,414	5,366	5,359	6,785	3,664
FY 17 - 18	89,847	7,487	14,941	5,151	6,368	3,474	8,206	7,147	9,583	6,567	6,723	6,489	7,257	7,941
FY 18 - 19	39,794	12,756	12,756	5,858	1,547	1,547	2,656	2,649	1,009	2,952	1,002	1,194	3,514	3,110
FY 19 - 20	31,997	2,909	5,478	2,103	1,625	1,625	3,289	3,840	3,345	3,907	3,774	3,011	-	
% Change to PY		40.6%	-8.0%	115.8%	56.1%	35.4%	77.5%	136.7%	125.5%	-8.6%	-10.4%	-5.9%	43.2%	-2.9%

65140 Description - Respite Out-of-Home - Respite provided out of home to include, day care for adult/child and all out of home respite services.

This GL Account includes Service Codes: (#Clients/#Vendors)

74 -- OHR/ACUTE CARE FACIL (0/1)
405 -- DAY CARE-FAMILY MEMBER (0/0)
455 -- PD DAY CARE SVC-FAMILY MEMBER (1/1)
490 -- FMS F/EA (0/0)
850 -- CAMPING SERVICES (0/2)
851 -- CHILD DAY CARE (0/1)
855 -- ADULT DAY CARE (0/0)
868 -- OUT-OF-HOME RESPITE SERVICES (0/1)
869 -- OUT OF HOME RESPITE FACILITY (0/0)

NOTES: Respite services typically are obtained from a respite vendor, by use of vouchers and/or alternative respite options. Vouchers are a means by which a family may choose their own service provider directly through a payment, coupon or other type of authorization.

Redwood Coast Regional Center
POS Expenses, Year-Over-Year



65150 - CAMPS

	Total	Average	JUL	AUG	SEP	OCT	NOV	DEC	JAN	FEB	MAR	APR	MAY	JUN
FY 15 - 16	626	52	-	-	-	-	-	-	-	-	-	-	-	626
FY 16 - 17	5,876	490	2,846	-	-	-	-	-	-	-	-	-	-	3,030
FY 17 - 18	2,563	214	1,709	-	-	-	-	-	-	-	-	-	-	854
FY 18 - 19	1,647	137	1,647	-	-	-	-	-	-	-	-	-	-	-
FY 19 - 20	2,501	227	2,501	-	-	-	-	-	-	-	-	-	-	
% Change to PY		838.7%	N/A	N/A	N/A	N/A	N/A	N/A	N/A	N/A	N/A	N/A	N/A	384.0%

65150 Description - Camp - Camping services.
This GL Account includes Service Codes: 850 -- CAMP (0/2)
(#Clients/#Vendors)

NOTES: 1. While camps can not be used for recreational purposes, they can be used as a form of out-of-home respite.

Redwood Coast Regional Center
POS Expenses, Year-Over-Year

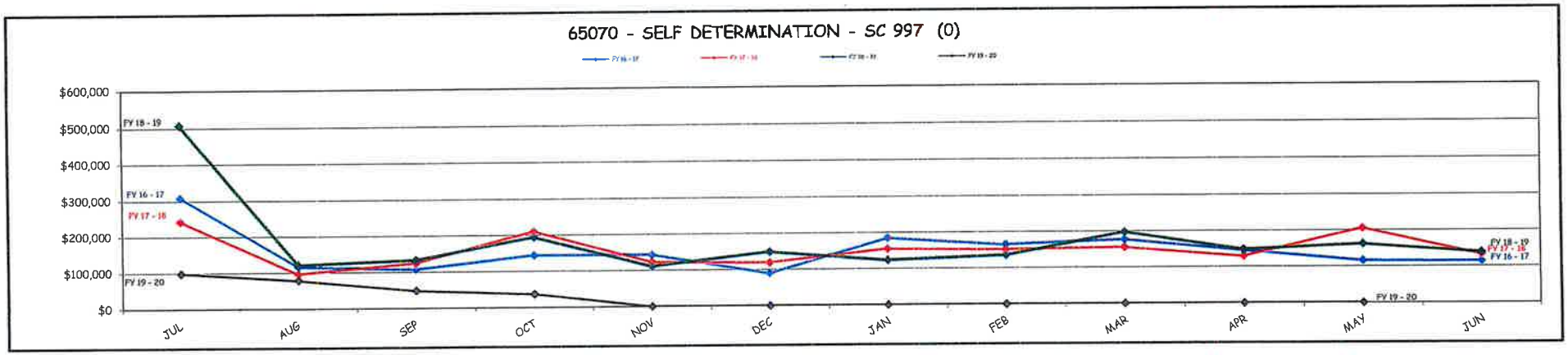

65170 - SELF DETERMINATION

	Total	Average	JUL	AUG	SEP	OCT	NOV	DEC	JAN	FEB	MAR	APR	MAY	JUN
FY 15 - 16	1,370,801	114,233	350,466	75,513	76,450	40,446	112,537	134,827	81,908	92,278	132,570	93,661	100,230	79,915
FY 16 - 17	1,814,792	151,233	308,386	116,592	107,826	144,843	143,766	90,607	185,443	165,563	177,311	145,188	115,723	113,544
FY 17 - 18	1,835,183	242,368	242,368	95,979	124,417	209,509	122,597	118,661	153,507	150,148	153,919	128,010	204,507	131,561
FY 18 - 19	2,119,338	176,612	507,124	120,670	132,965	194,149	111,359	149,095	123,704	135,299	197,618	147,661	161,543	138,151
FY 19 - 20	262,938	23,903	98,395	78,626	49,029	36,888	-	-	-	-	-	-	-	-
% Change to PY		32.4%	-12.0%	54.4%	41.0%	258.1%	27.7%	-32.8%	126.4%	79.4%	33.7%	55.0%	15.5%	42.1%

65070 Description - Self-Determination SC 997 only - Services including, but not limited to services provided by fiscal intermediary and/or support broker to implement IPP and budget.

This GL Account includes Service Codes: 997 -- SELF DETERMINATION (0/2)
(#Clients/#Vendors)

NOTES: 1. There is a traditional spike in Self Determination expenditures in the month of July as all individual's whose budgets do not coincide with the fiscal year (7/1 to 6/30) need an advance to ensure there is not interruption in provided services.

2. As of 7/1/18 there are 25 clients in RCRC's Self Determination Program. Over the next 3 years, another 30 clients will be added as part of the State's implementation of this program state-wide.

CLIENT BENEFIT FUND ACCOUNT LOG

HUMBOLDT AREA FUND (HAF)

Statement Date	For the Period		Balance		Change		
			Beginning	Ending	This Period	Change from 9/11	As a %
Sept. 2011	7/1/2011	9/30/2011	$ 53,087.31	$ 46,780.77	$ (6,306.54)	$ (6,306.54)	-11.9%
Dec. 2011	10/1/2011	12/31/2011	$ 46,780.77	$ 48,724.43	$ 1,943.66	$ (4,362.88)	-8.2%
March 2012	1/1/2012	3/31/2012	$ 48,724.43	$ 51,846.00	$ 3,121.57	$ (1,241.31)	-2.3%
June 2012	4/1/2012	6/30/2012	$ 51,846.00	$ 49,969.13	$ (1,876.87)	$ (3,118.18)	-5.9%
Sept. 2012	7/1/2012	9/30/2012	$ 49,969.13	$ 52,126.50	$ 2,157.37	$ (960.81)	-1.8%
Dec. 2012	10/1/2012	12/31/2012	$ 52,126.50	$ 53,001.88	$ 875.38	$ (85.43)	-0.2%
March 2013	1/1/2013	3/31/2013	$ 53,001.88	$ 55,662.48	$ 2,660.60	$ 2,575.17	4.9%
June 2013	4/1/2013	6/6020/13	$ 55,662.48	$ 55,380.87	$ (281.61)	$ 2,293.56	4.3%
Sept. 2013	7/1/2013	9/30/2013	$ 55,380.87	$ 58,170.02	$ 2,789.15	$ 5,082.71	9.6%
Dec. 2013	10/1/2013	12/31/2013	$ 58,170.02	$ 61,637.08	$ 3,467.06	$ 8,549.77	16.1%
March 2014	1/1/2014	3/31/2014	$ 61,637.08	$ 61,697.62	$ 60.54	$ 8,610.31	16.2%
June 2014	4/1/2014	6/30/2014	$ 61,697.62	$ 63,558.63	$ 1,861.01	$ 10,471.32	19.7%
Sept. 2014	7/1/2014	9/30/2014	$ 63,558.63	$ 61,734.39	$ (1,824.24)	$ 8,647.08	16.3%
Dec. 2014	10/1/2014	12/31/2014	$ 61,734.39	$ 62,729.34	$ 994.95	$ 9,642.03	18.2%
March 2015	1/1/2015	3/31/2015	$ 62,729.34	$ 63,520.38	$ 791.04	$ 10,433.07	19.7%
June 2015	4/1/2014	6/30/2015	$ 63,520.38	$ 63,311.57	$ (208.81)	$ 10,224.26	19.3%
Sept. 2015	7/1/2015	9/30/2015	$ 63,311.57	$ 59,280.15	$ (4,031.42)	$ 6,192.84	11.7%
Dec. 2015	10/1/2015	12/31/2015	$ 59,280.15	$ 60,442.44	$ 1,162.29	$ 7,355.13	13.9%
March 2016	1/1/2016	3/31/2016	$ 60,442.44	$ 60,202.31	$ (240.13)	$ 7,115.00	13.4%
June 2016	4/1/2016	6/30/2016	$ 60,202.31	$ 60,524.73	$ 322.42	$ 7,437.42	14.0%
Sept. 2016	7/1/2016	9/30/2016	$ 60,524.73	$ 60,788.90	$ 264.17	$ 7,701.59	14.5%
Dec. 2016[1]	10/1/2016	12/31/2016	$ 60,788.90	$ 60,270.46	$ (518.44)	$ 7,183.15	13.5%
March 2017[2]	1/1/2017	3/31/2017	$ 60,270.46	$ 66,597.48	$ 6,327.02	$ 13,510.17	25.4%
June 2017	4/1/2017	6/30/2017	$ 66,597.48	$68,483.41	$ 1,885.93	$15,396.10	29.0%
Sept. 2017	7/1/2017	9/30/2017	$ 68,483.41	$ 70,609.27	$ 2,125.86	$ 17,521.96	33.0%
Dec. 2017	10/1/2017	12/31/2017	$ 70,609.27	$ 73,519.41	$ 2,910.14	$ 20,432.10	38.5%
March 2018	1/1/2018	3/31/2018	$ 73,519.41	$ 73,022.36	$ (497.05)	$ 19,935.05	37.6%
June 2018	4/1/2018	6/30/2018	$ 73,022.36	$ 72,293.83	$ (728.53)	$ 19,206.52	36.2%
Sept. 2018	7/1/2018	9/30/2018	$ 72,293.83	$ 73,821.37	$ 1,527.54	$ 20,734.06	39.1%
Dec. 2018	10/1/2018	12/31/2018	$ 73,821.37	$ 66,059.97	$ (7,761.40)	$ 12,972.66	24.4%
Mar 2019	1/1/2019	3/31/2019	$ 66,059.97	$ 72,116.35	$ 6,056.38	$ 19,029.04	35.8%
Jun 2019	4/1/2019	6/30/2019	$ 70,601.64	$ 74,062.15	$ 3,460.51	$ 20,974.84	39.5%
Sept 2019	7/1/2019	9/30/2019	$ 74,062.15	$ 74,764.47	$ 702.32	$ 21,677.16	40.8%
Dec 2019	10/1/2019	12/31/2019	$ 74,764.47	$ 78,230.27	$ 3,465.80	$ 25,142.96	47.4%
March 2020[3]	1/1/2020	3/31/2020	$ 78,230.27	$ 63,207.04	$ (15,023.23)	$ 10,119.73	19.1%
May 2020	4/1/2020	5/31/2020	$ 63,207.04	$ 71,672.99	$ 8,465.95	$ 18,585.68	35.0%

NOTES:

1. In November 2016 $27,274.80 was transferred from the CFMC to HAF per BOD directive.
2. The significant increase in the account value in 2017 is from unrealized capital gains.
3. Significant decrease in the account value due to capitol losses from COVID-19.

HUMBOLDT AREA FOUNDATION

Redwood Coast Regional Center - Mendocino County
Redwood Coast Regional Center c/o Dr. Rick Blumberg
1116 Airport Park Blvd
Ukiah, CA 95482

RCRC Client Benefit Fund

May 2020 - Fund Statement

Summary:	Current Period 05/01/2020 - 05/31/2020	Year to Date 07/01/19 - 05/31/20
Beginning Fund Balance	**68,596.17**	**74,062.15**
Gifts	0.00	1,000.00
Total Investment Return	3,176.82	(812.58)
Grants, Payments & Fees	(100.00)	(2,576.58)
Total Other Activity	0.00	0.00
Ending Fund Balance	**71,672.99**	**71,672.99**

Details:		
Investment Activity:		
Interest	2.77	39.73
Dividends	23.74	1,207.55
Realized Capital Gains/Losses	12.19	(698.56)
Unrealized Capital Gains/Losses	3,138.12	(1,361.30)
Total Investment Return	**3,176.82**	**(812.58)**
Grants, Payments & Fees:		
Grants/Scholarships	0.00	(1,500.00)
Foundation Support Fees	(85.86)	(1,007.33)
Quarterly Investment Consulting	(14.14)	(69.25)
Total Grants, Payments & Fees	**(100.00)**	**(2,576.58)**
Other Activity		
Total Other Activity	**0.00**	**0.00**
Ending Fund Balance	**71,672.99**	**71,672.99**

If you'd like to receive your statement via email - please call or email us anytime.

HUMBOLDT AREA FOUNDATION

RCRC Client Benefit Fund

No gifts this period.

No grants this period.

Lakeport

Phone system

Update

Lakeport Phone System Update

The Lakeport phone system has been experiencing issues for sometime. Back tracking the issue we can see there has been an issue since Aug 2018. The issues reported have been both static on calls when it was raining and outside calls not coming through.

Initially the reporting of this information from RCRC staff to our Network Administrator was sparse and seemed to only occur once or twice a month. This limited feedback and limited number of instances made it difficult to pinpoint issues. Regardless our Network Administrator contacted AT&T to seek resolution to the issues.

We brought in a network cabling vendor to verify and troubleshoot all communications cabling internally at the Lakeport office location. Verification came back that internal office lines were fine, that the issue was on at least 3 of the incoming lines from AT&T, before it reached our MPOE (minimum point of entry).

Over several more months several AT&T techs were sent out. Issues were reported of a phone line being low-voltage causing incoming calls to the Lakeport main number, to not to be picked up by the phone system.

In a separate visit, an AT&T technician from outside the area, determined there were wiring issues with 2 of the lines at various points back to the central station in Lakeport. The AT&T tech could not find the issue with the 3rd line, and could not guarantee any further line issues.

Multiple attempts to resolve the issue were made by both AT&T and RCRC with no progress. Simultaneously to this issue RCRC had been working on a Disaster Recovery Solution to keep operations continual in the event of a disaster. Part of the Disaster Recovery involved a new solution to our current phone system agency wide moving our analog lines, current set up, to internet circuits. This would not only better serve our agency but would provide a resolution to the phone issues being experienced in the Lakeport office. This solution is referred to as the SIP Trunking project.

For over a year our Network Administrator has worked diligently together to put forth SIP Trunking with AT&T representatives. There has been much needed preparation and coordination with AT&T techs. Working with AT&T has been a rigorous task as often times our Network Administrator would contact multiple representatives to either receive no reply or forwarded to another representative. After continuous set backs and delays from AT&T, AT&T assigned a third party project manager to assist our agency in the SIP Trunking project in March of 2020.

The third party project manager was momentous in moving the project forward with AT&T and worked closely with our Network Administrator. There have been many moving parts to this project though in about 2 month's time however, in mid May 2020 the project manager was

leaving the company. We were then left at the mercy of AT&T representatives to bring the project to the finish line.

While this has taken an incredibly long time to come to we are almost there. We were tentatively scheduled to finish the project on July 6th & 7th however; AT&T has now informed us of some issues on their end and will possibly need to reschedule these tentative dates.

AT&T is aware we are a human services agency however; this seems to have no impact on expediting any trouble tickets or order requests. Our Network Administrator has spent countless hours not only working with AT&T when they are finally able to, but also in the constant advocacy and badgering of AT&T representatives to resolve the issues of Lakeport and support our needs for Disaster Recovery.

NEW

BUSINESS

Date: **July 1, 2020**
TO: **Board of Directors, RCRC**
FROM: **Tamera Leighton, President**
SUBJECT: **Proposed schedule**

The purpose of the new proposed schedule is to make changes needed to better fit the nature of video meetings. A 3-hour video meeting is simply too long, but we still have required business. It's my goal to have meetings that last no longer than 1 hour 15 minutes once a month. A 60- to 75-minute meeting is still long but much better than 3 hours. Strategies include:

- The committees will report in every other meeting on a rotating basis.
- Votes will only be taken when action is required.
- Reports will be given in writing with a brief summary in the meeting when possible. (This report is an example.)
- Reports will be written in plain language. (I deleted "accommodate" and replaced it with "fit" in the first sentence of this report.)
- I will work through the meeting agenda with a presentation to make tracking the progress easier for all. The agenda will still be provided in the regular formats.

I hope to keep our board as informed as before while having meetings that last a reasonable amount of time.

Redwood Coast Regional Center

Respecting Choice in the Redwood Community

Date: July 1, 2020

TO: RCDSC Board of Directors

FROM: Kim Orsi, Executive Assistant

RE: Board Meeting Schedule for 2020-2021. Meetings have been changed to Monthly on Wednesday Evenings from 6:00 to 7:30 p.m. by Zoom Video/Teleconference

Proposed Meeting Schedule:

Wednesday's 2020	LOCATION	TIME
1. August 12	Zoom Video/Teleconference	6:00 p.m.
2. September 9	Zoom Video/Teleconference	6:00 p.m.
3. October 14	Zoom Video/Teleconference	6:00 p.m.
4. November 18	Zoom Video/Teleconference	6:00 p.m.
5. December 9	Zoom Video/Teleconference	6:00 p.m.
Wednesday's 2021	**LOCATION**	**TIME**
6. January 13	Zoom Video/Teleconference	6:00 p.m.
7. February 10	Zoom Video/Teleconference	6:00 p.m.
8. March 10	Zoom Video/Teleconference	6:00 p.m.
9. April 14	Zoom Video/Teleconference	6:00 p.m.
10. May 12	Zoom Video/Teleconference	6:00 p.m.
11. June 9	Zoom Video/Teleconference	6:00 p.m.
12. July 14	Zoom Video/Teleconference	6:00 p.m.
a) July 17 (Saturday)	Board Training (TBD)	9:00 a.m. to 12:00 p.m.

Redwood Coast Regional Center

Respecting Choice in the Redwood Community

Alternative Meeting Schedule:

Wednesday's 2020	LOCATION	TIME
1. August 19	Zoom Video/Teleconference	6:00 p.m.
2. September 16	Zoom Video/Teleconference	6:00 p.m.
3. October 21	Zoom Video/Teleconference	6:00 p.m.
4. November 18	Zoom Video/Teleconference	6:00 p.m.
5. December 16	Zoom Video/Teleconference	6:00 p.m.
Wednesday's 2021	**LOCATION**	**TIME**
6. January 20	Zoom Video/Teleconference	6:00 p.m.
7. February 17	Zoom Video/Teleconference	6:00 p.m.
8. March 17	Zoom Video/Teleconference	6:00 p.m.
9. April 21	Zoom Video/Teleconference	6:00 p.m.
10. May 19	Zoom Video/Teleconference	6:00 p.m.
11. June 16	Zoom Video/Teleconference	6:00 p.m.
12. July 21	Zoom Video/Teleconference	6:00 p.m.
(a) July 24 (Saturday)	Board Training (TBD)	9:00 to 12:00 p.m.

2020-2021 Officers:

President: Tamera Leighton (Lake County)
Vice President: Mike Sawyer (Humboldt County)
Secretary: Beverly Fontaine (Humboldt County)
Treasurer: Shirley Valente (Mendocino County)
Client Advisor: Bill Lacy (Humboldt County)
ARCA Rep: Steven Perez (Humboldt/Del Norte Counties)

INFORMATION

Redwood Coast Regional Center

Respecting Choice in the Redwood Community

Immigration Statement

The Redwood Coast Regional Center

Envisions a Culture in which

All Members of the Community

Are Respected,

Supported, Honored, and Recognized

For their Diverse Contributions

And Valued Services.

We do not collect or share information

About immigration status

And maintain Confidential

All personal and family information.

Our services are available to all

Eligible Individuals and Families

Regardless of National Origin or

Language Spoken.

Redwood Coast Regional Center

Respecting Choice in the Redwood Community

Declaración de Inmigración

El Redwood Coast Regional Center
Visualiza una cultura en la que
Todos los miembros de la comunidad
Son respetados, apoyados, honrados y reconocidos
Por sus diversas contribuciones
Y servicios valorados.

No coleccionamos ni compartimos información
Acerca del estado migratorio
Y mantenemos confidencial
Toda la información personal y familiar.

Nuestros servicios están disponibles para
Todos los individuos y familias elegibles
Independientemente del origen nacional o
Lenguaje hablado.

Adoptada por la Mesa Directiva de RCDSC– 9 de septiembre del 2017

Redwood Coast Regional Center

Respecting Choice in the Redwood Community

Date: June 8, 2020

TO: RCDSC Board of Directors

FROM: Kim Orsi, Executive Assistant K. Orsi

RE: REVISED: RCDSC Board Meeting Schedule – FY 2019-2020
Due to Covid19 the **May** Board meeting as well as the **July** Board meeting and the Annual Board training has been changed to Video/Teleconference by ZOOM video/teleconference and AT&T Teleconference.

2019	LOCATION	TIME
1. September 21	**Ukiah** – Redwood Coast Regional Center Office 1116 Airport Park Blvd., Ukiah, CA	9:00 a.m.
2. November 16	**By Videoconference from the following RCRC Offices** RCRC Ukiah Office: 1116 Airport Park Blvd. RCRC Eureka Office: 525 2nd Street, Suite 300 RCRC Crescent City Office: 1301 Northcrest Dr. RCRC Lakeport Office: 180 3rd Street	9:00 a.m.
2020	**LOCATION**	**TIME**
3. January 11	**By Videoconference from the following RCRC Offices** RCRC Ukiah Office: 1116 Airport Park Blvd. RCRC Eureka Office: 525 2nd Street, Suite 300 RCRC Crescent City Office: 1301 Northcrest Dr. RCRC Lakeport Office: 180 3rd Street	9:00 a.m.
4. March 14	**By Videoconference from the following RCRC Offices** RCRC Ukiah Office: 1116 Airport Park Blvd. RCRC Eureka Office: 525 2nd Street, Suite 300 RCRC Crescent City Office: 1301 Northcrest Dr. RCRC Lakeport Office: 180 3rd Street	9:00 a.m.
5. May 16	**By Video/Teleconference through ZOOM** https://us02web.zoom.us/j/83979906974 Meeting Password: 810616 Meeting ID: 839 7990 6974 Dial In: 1-699-900-6833	9:00 a.m.

May 16th Meeting Connection Information Continued:

Dial in By AT&T Telephone Conference:
Dial Toll Free: 888-278-0296
Access Code: 7928387

6. **July 17th Regular Meeting 7:00 p.m. by Zoom Video/Teleconference and AT&T Teleconference:**
https://us02web.zoom.us/j/83497181470?pwd=Wld0a1k3S1loMzFESDAwNmV3Nm9FUT09
Meeting ID: 834 9718 1470
Password: 947201
Dial in by Zoom Telephone: +1 669 900 6833

To connect by AT & T Teleconference:
Dial Toll Free: 888-278-0296 and Enter Access Code: 7928387

July 18th 9:00 a.m. to 12:00 p.m. Board Development Training by Zoom Video/Teleconference - A separate Zoom invitation will be sent to Board members

---

2019-2020 Officers:
President: Steven Perez (Humboldt/Del Norte Co.)
Vice President: Shirley Valente (Mendocino Co.)
Secretary: Isis Brenner-Ward (Mendocino. Co.)
Treasurer: Keith Peeples (Lake Co.)Client Advisor Committee: Bill Lacy (Humboldt Co.)
ARCA Rep: Steven Perez (Humboldt/Del Norte Co)

2020-2021 Officers:
President: Tamera Leighton (Lake County)
Vice President: Mike Sawyer (Humboldt County)
Secretary: Beverly Fontaine (Humboldt County)
Treasurer: Shirley Valente (Mendocino County)
Client Advisor: Bill Lacy (Humboldt County)
ARCA Rep: Steven Perez (Humboldt/Del Norte Counties)

Redwood Coast Regional Center

Respecting Choice in the Redwood Community

FECHA: 8 de junio de 2020

PARA: Junta Directiva de RCDSC

DE: Kim Orsi, Asistente Ejecutiva

RE: REVISADO: Calendario de reuniones de la Junta de RCDSC - FY 2019-2020: Debido a COVID19, la reunión de la Junta de mayo, así como la reunión de la Junta de julio y la Capacitación anual de la Junta se han cambiado a Video / Teleconferencia por Zoom y Tele & Conference de AT&T.

---

1. 21 de septiembre **Ukiah** - Oficina del Centro Regional de Redwood Coast 1116 Airport Park Blvd., Ukiah, CA — 9:00 a.m.

2. 16 de noviembre **Por videoconferencia** de las siguientes oficinas de RCRC -9:00 a.
   RCRC Oficina de Ukiah: 1116 Airport Park Blvd.
   RCRC Oficina de Eureka: 525 2nd Street, Suite 300
   RCRC Oficina de Crescent City: 1301 Northcrest Dr.
   RCRC Oficina de Lakeport: 180 3rd Street

2020	UBICACIÓN	HORA

3. 11 de enero **Por videoconferencia** de las siguientes oficinas de RCRC — 9:00 a.m.
   RCRC Oficina de Ukiah: 1116 Airport Park Blvd.
   RCRC Oficina de Eureka: 525 2nd Street, Suite 300
   RCRC Oficina de Crescent City Oficina: 1301 Northcrest Dr.
   RCRC Oficina de Lakeport: 180 3rd Street

4. Marzo 14 **Por videoconferencia** de las siguientes oficinas de RCRC — 9:00 a.m.
   RCRC Oficina de Ukiah: 1116 Airport Park Blvd.
   RCRC Oficina de Eureka: 525 2nd Street, Suite 300
   RCRC Oficina de Crescent City Oficina: 1301 Northcrest Dr.
   RCRC Oficina de Lakeport: 180 3rd Street

5. 16 de mayo Por video/teleconferencia a través de ZOOM — 9:00 a.m.
   https://us02web.zoom.us/j/83979906974
   Contraseña de reunión: 810616
   ID de la reunión: 839 7990 6974
   Marcar: 1-699-900-6833

16 de mayo Información de conexión de la reunión Continuación:

Marcar por conferencia telefónica de AT&T:
Marque sin cargo: 888-278-0296
Código de acceso: 7928387

6. **17 de julio Por video/teleconferencia a través de ZOOM 7:00 p.m. to 9:00 p.m.**
   https://us02web.zoom.us/j/83497181470?pwd=WId0a1k3S1loMzFESDAwNmV3Nm9FUT09
   ID de la reunión: 834 9718 1470
   Contraseña de reunión: 97201
   Marcar: 1-699-900-6833

   Marcar por conferencia telefónica de AT&T:
   Marque sin cargo: 888-278-0296
   Código de acceso: 7928387

   18 de julio de 9:00 a.m. a 12:00 p.m. Entrenamiento de Desarrollo de la Junta - Se enviará una invitación de Zoom por separado a los miembros de la Junta.

Oficiales 2019-2020:
Presidente: Steve Perez (Humboldt/Del Norte Co.)
Vicepresidenta: Shirley Valente (Mendocino Co.)
Secretaria: Isis Brenner-Ward (Mendocino Co.)
Tesorero: Keith Peeples (Mendo/Lake Co).
Comité Asesor de Clientes: Bill Lacy (Humboldt Co.)
Representante de ARCA: Steve Perez (Humboldt/Del Norte Co.)

Oficiales 2020-2021:
Presidenta: Tamera Leighton (Lake Co.)
Vicepresidente: Mike Sawyer (Humboldt Co.)
Secretaria: Beverly Fontaine (Humboldt Co.)
Tesorero: Shirley Valente (Mendocino Co).
Comité Asesor de Clientes: Bill Lacy (Humboldt Co.)
Representante de ARCA: Steve Perez (Humboldt/Del Norte Co.)